

Investor Relations 2021

Daewoo Engineering & Construction

2021.1H Business Performance

Disclaimer

The financial data included is based on K-IFRS consolidated basis and prior to external audit, it is subject to change.

This presentation is provided only as a reference material. Daewoo Engineering & Construction assumes no responsibility for investment decisions. We trust your investment decisions will be based on your own independent judgment.

Contents

2021. 1H Business Highlights

1. New Orders
2. Order Backlogs
3. Sales Revenue
4. Gross Profit
5. Operating Profit
6. Summary of Financial Statement

Business Plan Achievement rate

1. New Orders
2. Sales Revenue
3. Housing Pre-sale
4. 2021 Housing Pre-sale Plan

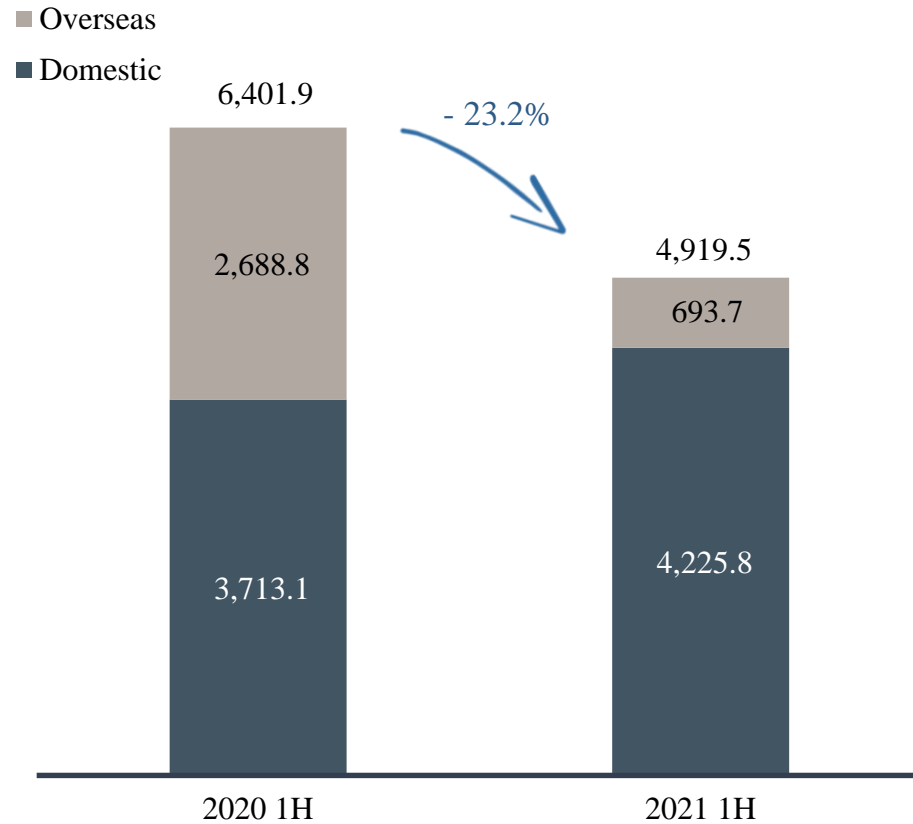
2021.1H Business Highlights

1. New Orders

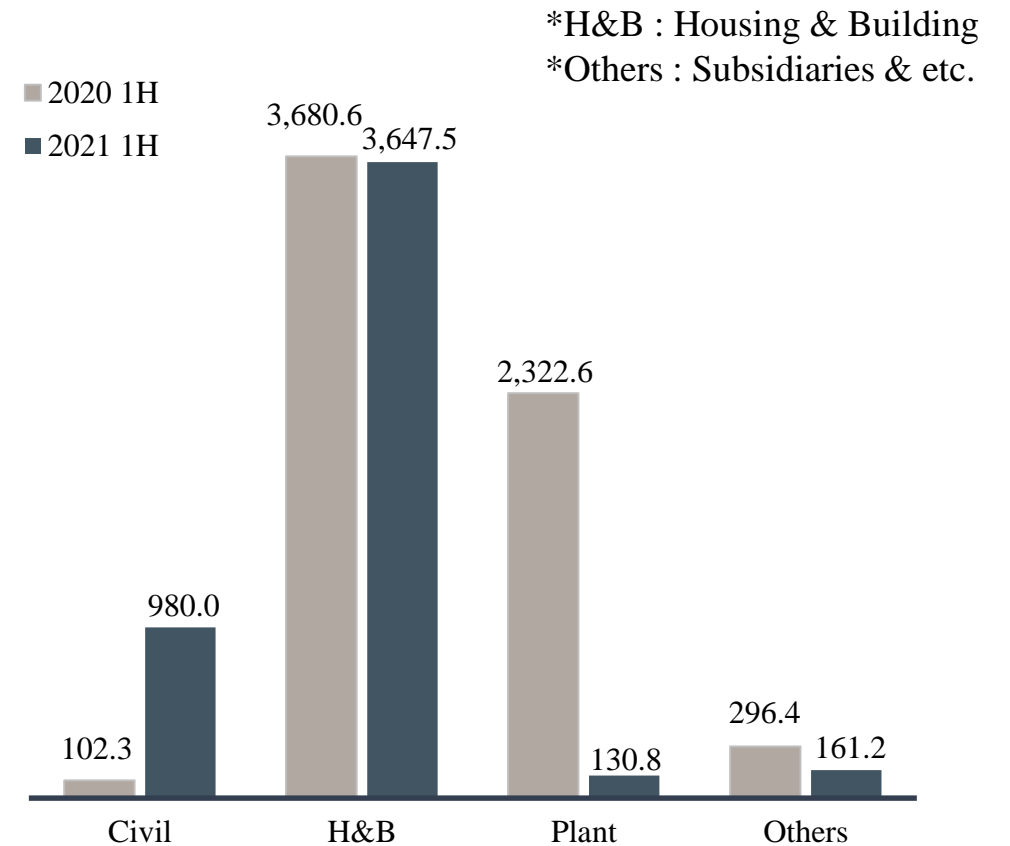
- 21.1H New orders : 4.92 trillion won

[Unit : KRW Bil.]

Yearly Trend



Breakdown by Business Type

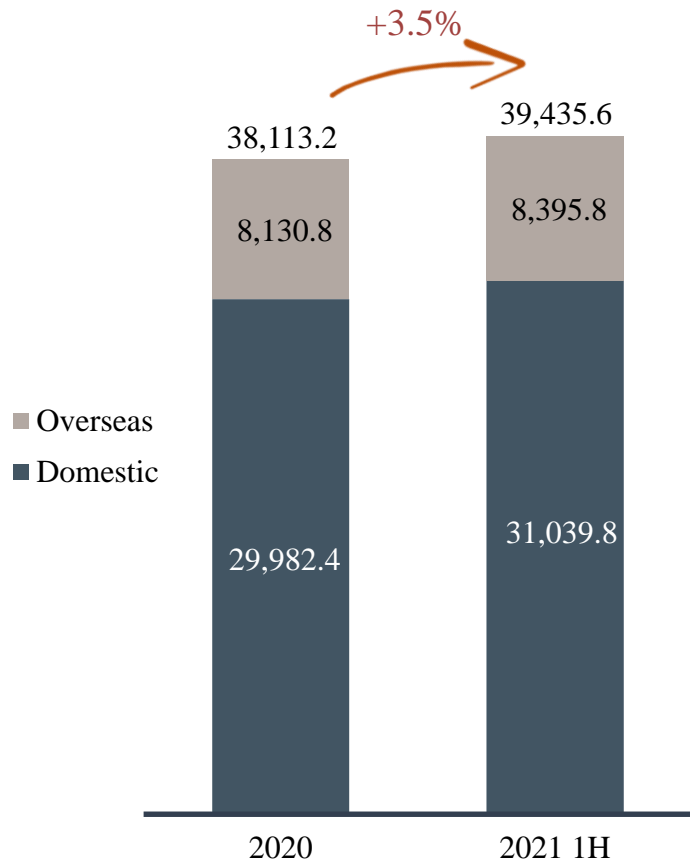


2. Order Backlogs

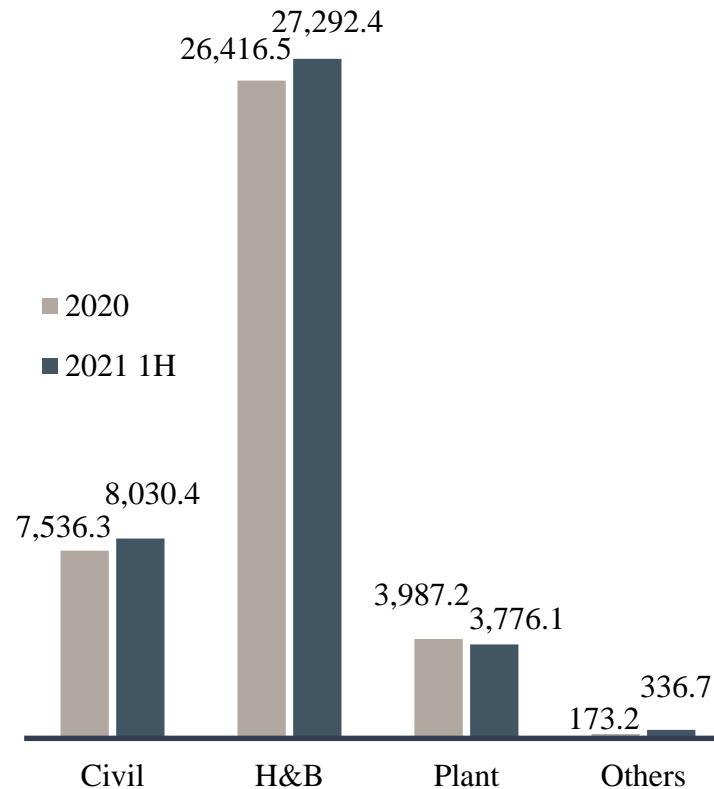
- 21.1H Order backlogs : 39.4 trillion won

[Unit : KRW Bil.]

Yearly Trend



Breakdown by Business Type

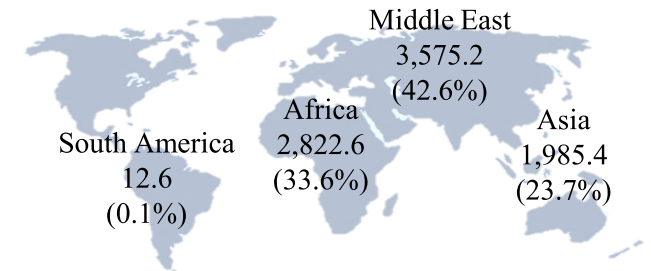


Domestic H&B and Overseas Backlogs Breakdown

<Domestic H&B Backlogs Breakdown>

Redevelopment	Private	Public	In-house
12,408.2	11,861.9	518.5	2,041.9
(46.2%)	(44.2%)	(2.0%)	(7.6%)

<Overseas Backlogs Breakdown>



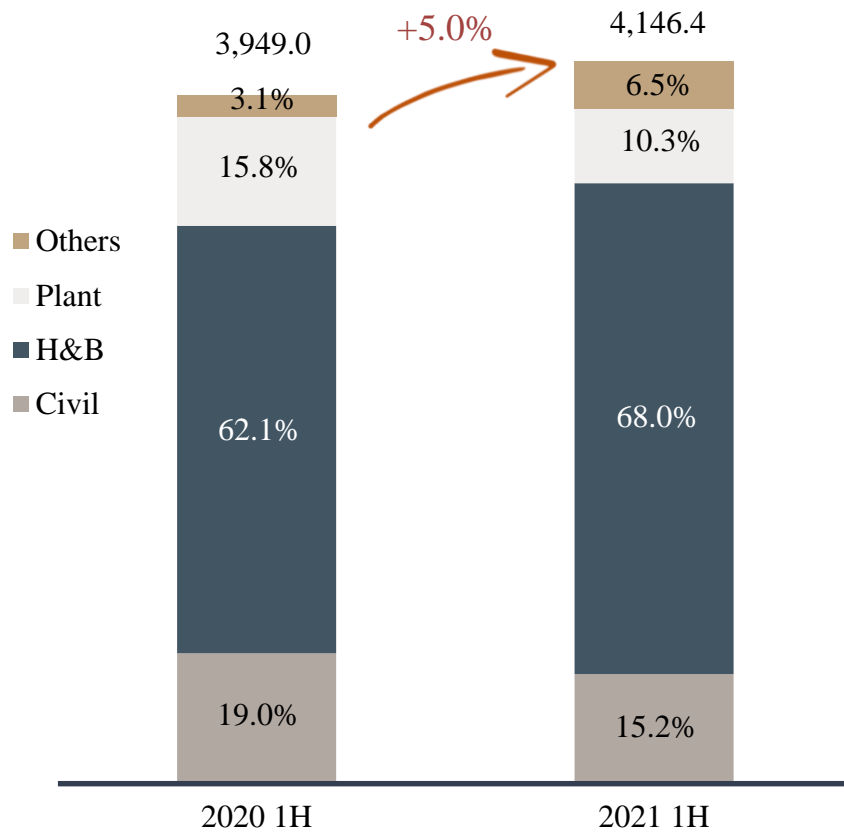
▶ Plant 36.2%, Civil 55.6%, Building 8.2%

3. Sales Revenue

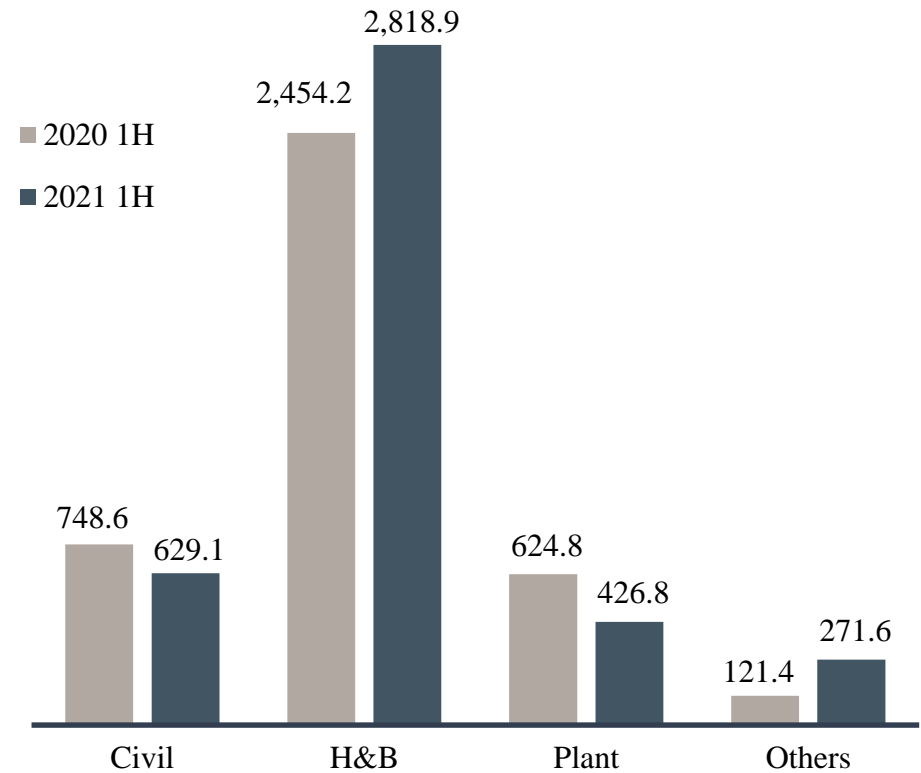
- 21.1H Sales Revenue : 4.15 trillion won (+5.0% yoy)

[Unit : KRW Bil.]

Yearly Trend



Breadown by Business Type

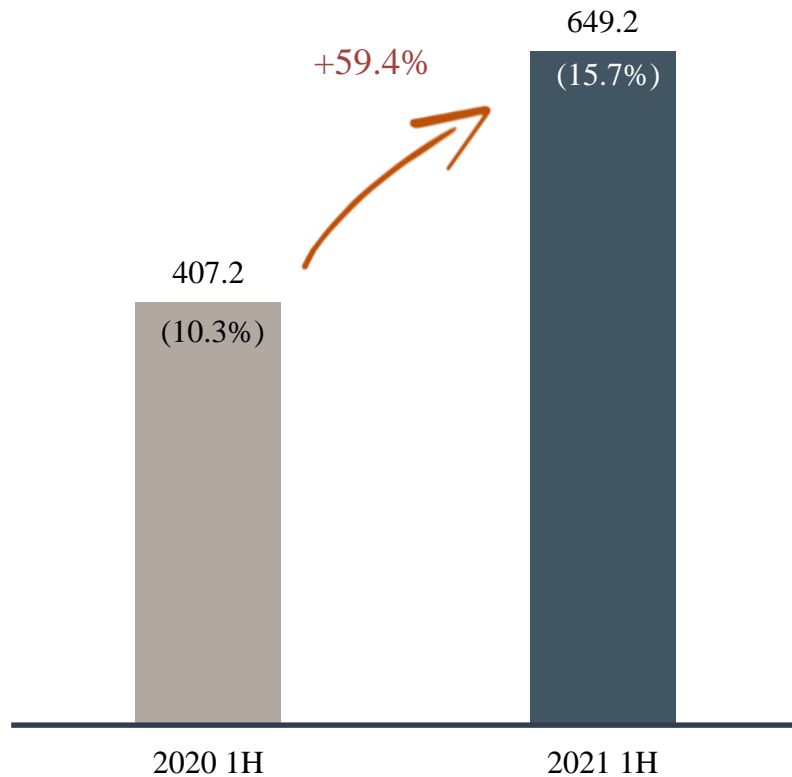


4. Gross Profit (%)

- 21.1H Gross Profit : 649.2 billion won (GPM 10.3% → 15.7%)

[Unit : KRW Bil.]

Gross Profit & GPM



Breakdown by Business Type & GPM

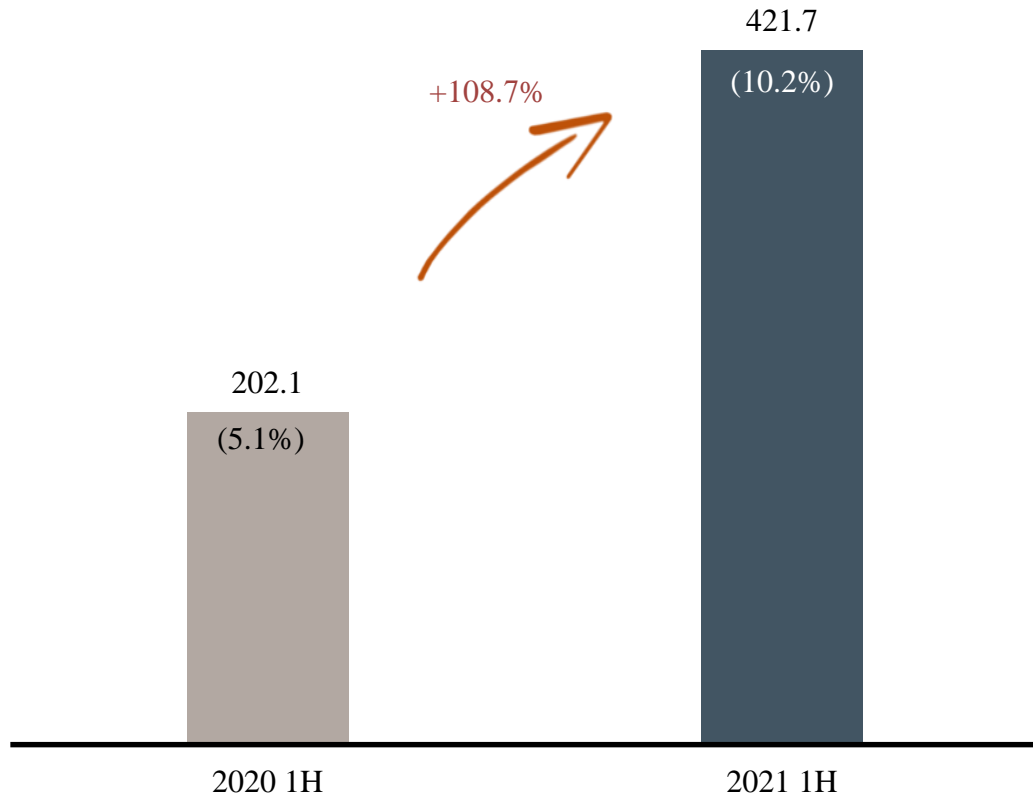
	2020 1H		2021 1H	
Civil	16.6	2.2%	6.0	1.0%
Housing & Building	334.8	13.6%	485.5	17.2%
Plant	46.2	7.4%	68.4	16.0%
Subsidiaries & etc.	9.6	7.8%	89.3	32.9%
Total	407.2	10.3%	649.2	15.7%

5. Operating Profit (%)

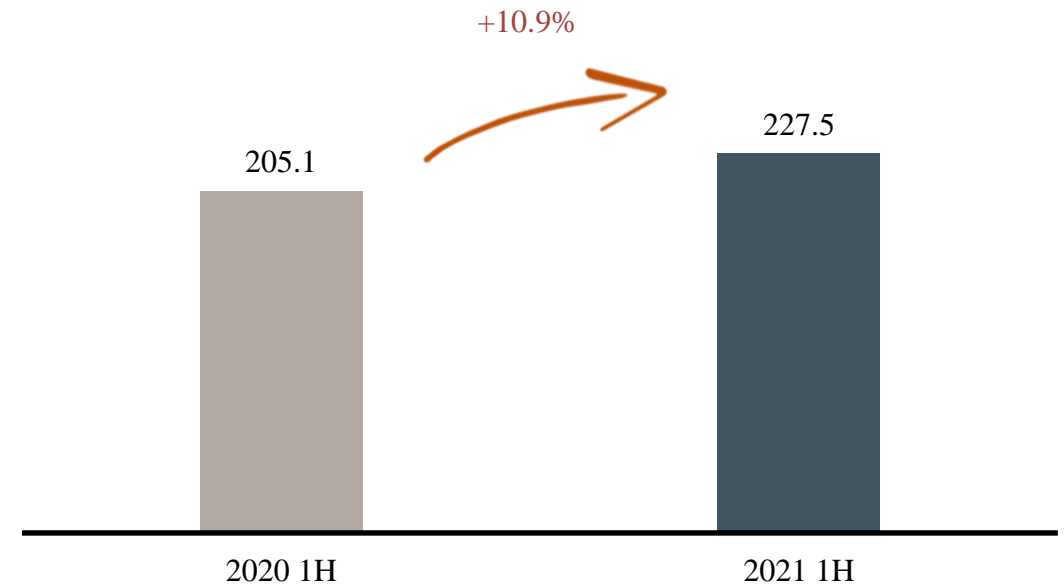
- 21.1H Operating Profit : 421.7 billion won (OPM 5.1% → 10.2%)

[Unit : KRW Bil.]

Operating Profit & OPM



SG&A Expenses



6. Summary of Financial Statement

[Unit : KRW Bil.]

Summary of Income Statement

Account	2020 1H	2021 1H
Sales Revenue	3,949.0	4,146.4
Gross Profit (%)	407.2 (10.3%)	649.2 (15.7%)
Operating Profit (%)	202.1 (5.1%)	421.7 (10.2%)
Other Expenses	-21.2	-26.7
Net Financial Cost	-34.0	-10.9
Pre-tax Profit	146.9	384.1
Net Profit (%)	114.3 (2.9%)	286.9 (6.9%)

Summary of Balance Sheet

Account	2020	2021 1H
Total Asset	9,305.9	10,316.7
Current Asset	5,973.1	7,040.7
Cash & Cash Equivalents	806.5	1,128.5
Total Liability	6,628.9	7,322.1
Current Liability	4,936.4	5,011.3
Borrowing	1,990.1	1,632.5
Total Equity	2,677.0	2,994.6

Account	2020	2021 1H
Debt Ratio	247.6%	244.5%
PF Loan Guarantee	372.0	422.6
Un-started PF Balance	132.8	184.4

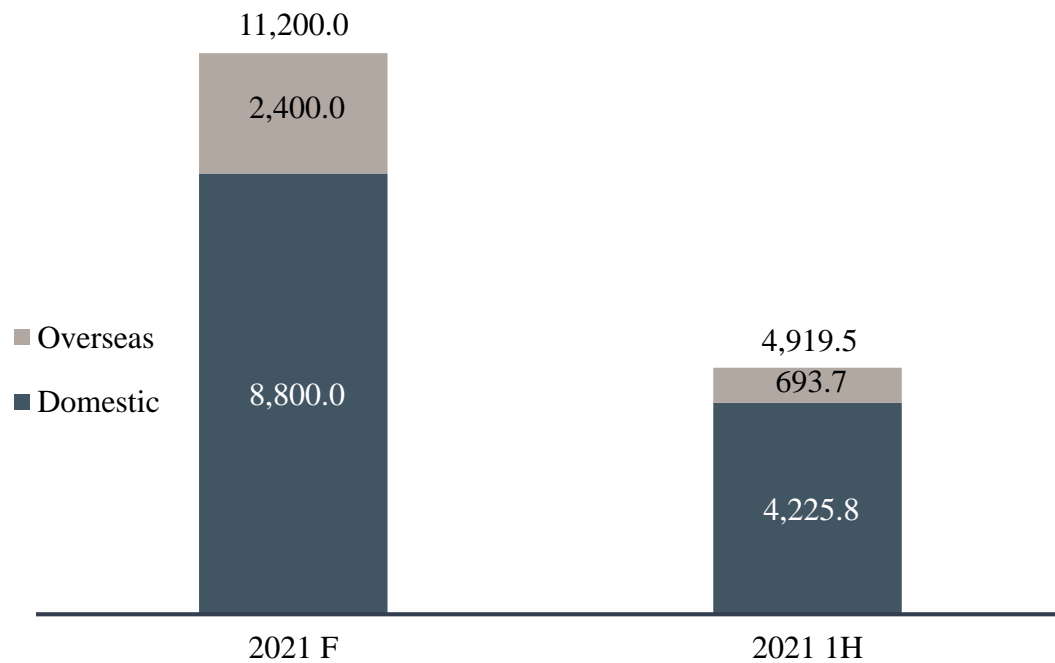
Business Plan Achievement

1. New Orders

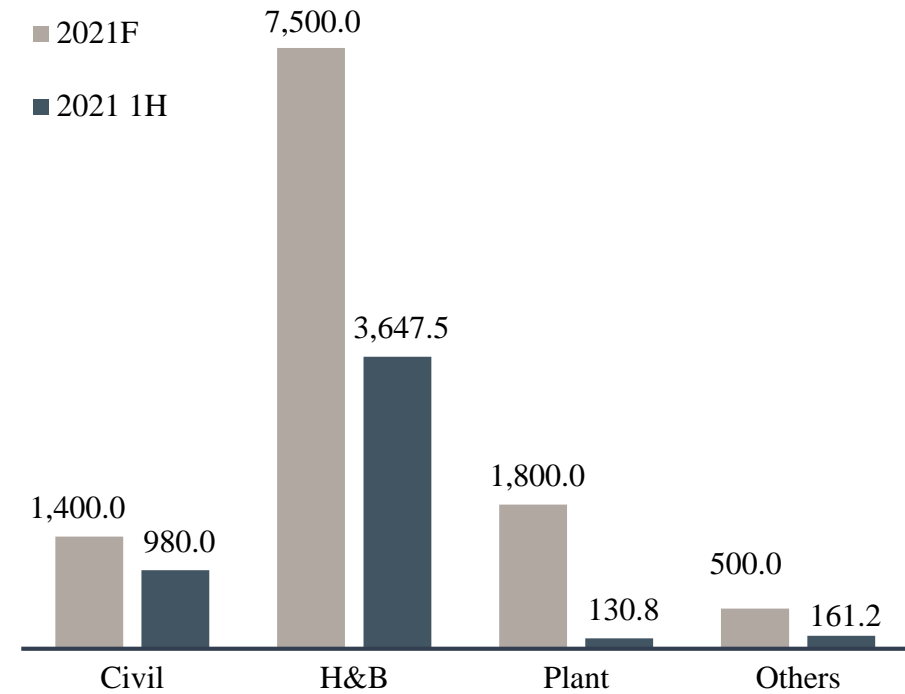
- 2021 Achievement rate : 43.9% (Domestic 48.0%, Overseas 28.9%)

[Unit : KRW Bil.]

2021 Achievement



Achievement by Business Type

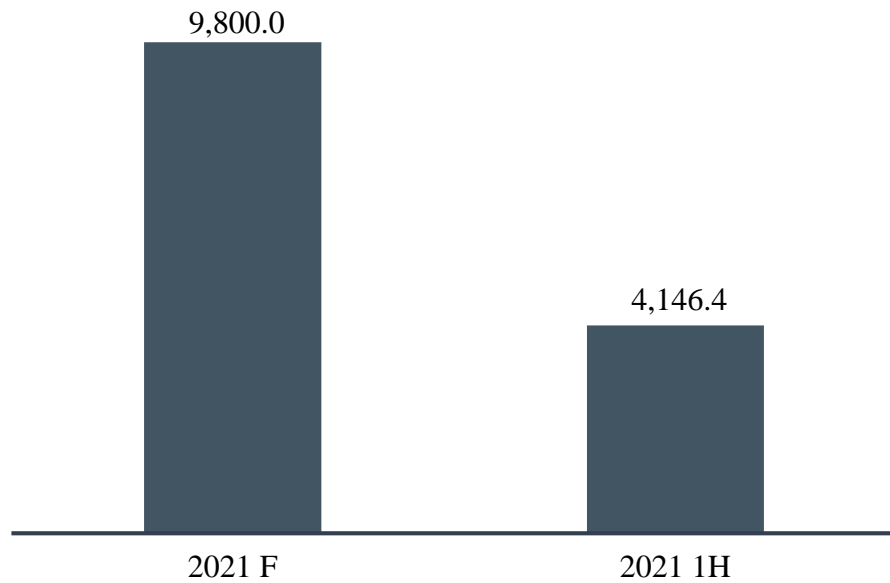


2. Sales Revenue

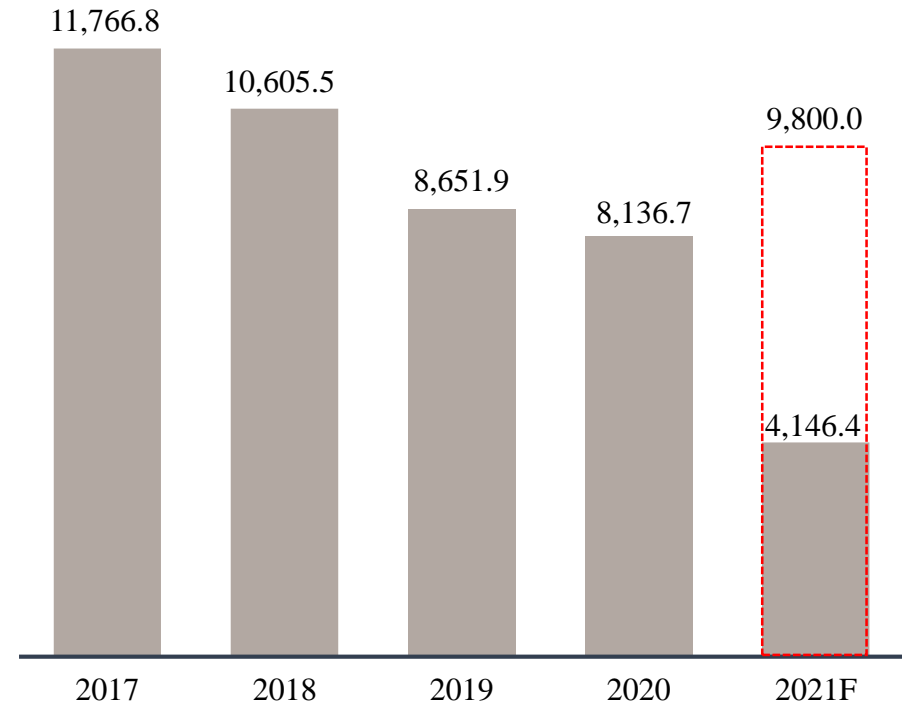
- 2021 Achievement rate : 42.3%

[Unit : KRW Bil.]

2021 Achievement



Past Sales Revenue

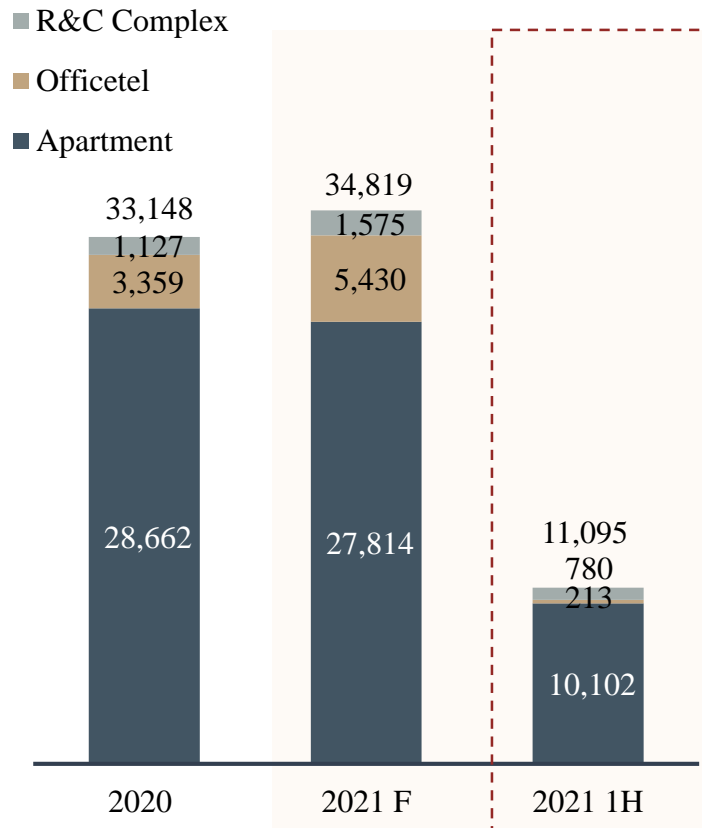


3. Housing Pre-Sale

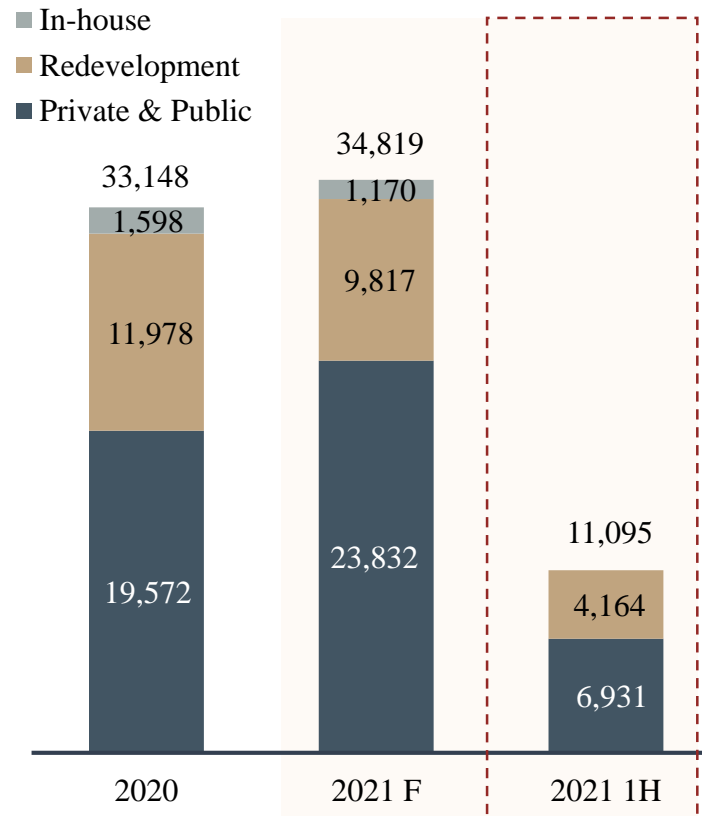
- 2021 Achievement rate : 31.9%

[Unit : Household]

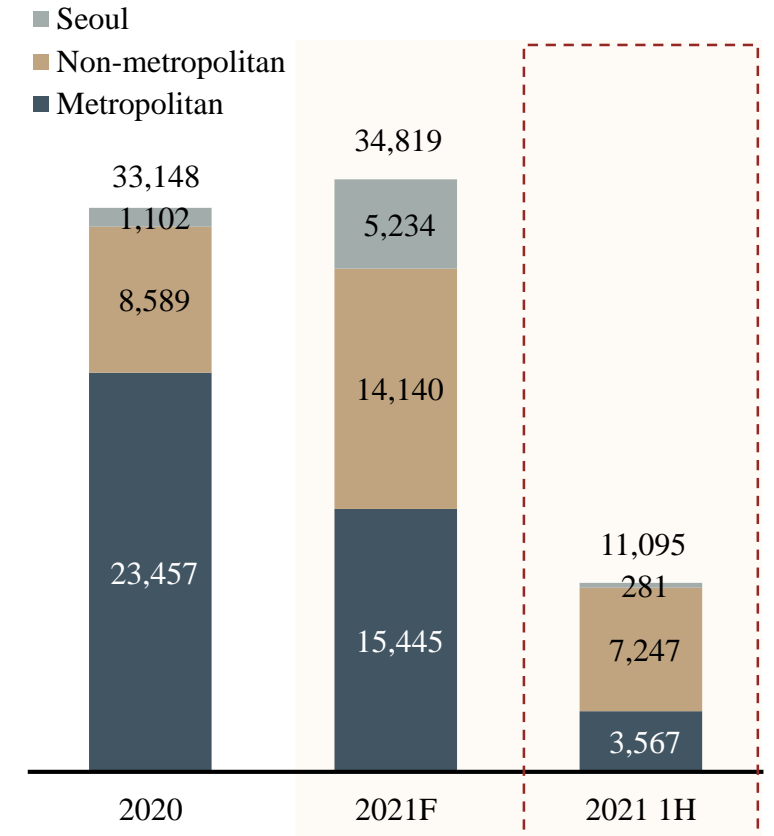
Breakdown by Housing Type



Breakdown by Supply Type



Breakdown by Region



4. 2021 Housing Pre-Sale Plan

Term	PJ Name	Unit	Location
1Q	Gimhae An-dong 2nd Apt.	1,380	An-dong, Gimhae-si, Gyeongsangnam-do
	Suseong The Palace Prugio TheSharp	582	Pa-dong, Suseong-gu, Daegu
	Gwangyang Prugio The Central	565	Hwanggeum-dong, Gwangyang-si, Jeollanam-do
	Etc.	1,419	-
2Q	Songlim Park Prugio	2,006	Songlim-dong, Dong-gu, Inchen
	Yonggye-dong Prugio Artverus	1,313	Yonggye-dong, Dong-gu, Daegu
	Gwangmyeong 2R redevelopment(Union)	969	Gwangmyeong 1-dong, Gwangmyeong-si, Gyeonggi-do
	Iksan Prugio The First	674	Wangggung-myeon, Iksan-si, Jeollabuk-do
	Univ. Of Education Stn Prugio Trehills	666	Icheon-dong, Nam-gu, Daegu
	Anyang Proudhill(Union)	592	Dongan-gu, Anyang-si, Gyeonggi-do
	Etc.	929	-

[Unit : Household]

Term	PJ Name	Unit	Location
3Q	Incheon Gyeongseo 3 25-1LOT	1,522	Gyeongseo-dong, Seo-gu, Incheon
	Gumi Prugio Centralpark	819	Wonho-ri, Gumi-si, Gyeongsangbuk-do
	Sewoon Prugio Gravity	756	Ipjeong-dong, Jung-gu, Seoul
	Etc	3,840	-
4Q	Paju Unjeong A13	1,745	Daryul-dong, Paju-si, Gyeonggi-do
	Gumi Geoui-dong 1 st district	1,724	Geoui-dong, Gumi-si, Gyeongsangbuk-do
	Wanggil royal park city Prugio	1,500	Wanggil-dong, Seo-gu, Incheon
	Jangwi 10 district redevelopment	1,175	Jangwi-dong, Seongbuk-gu, Seoul
	Yangju station area district A1BL	1,170	Nambang-dong, Yangju-si, Gyeonggi-do
	Etc.	9,473	-
-	Total	34,819	-

Thank you

