

Investor Relations 1H 2023



Nigeria LNG (Trains 1~3, 5~7) | Currently Constructing Nigeria's NLNG Train 7
(LNG liquefaction plant with an annual capacity of 8 million tons and incidental facilities) / contract amount: 2.1 trillion won

Disclaimer

The financial data included is based on K-IFRS consolidated basis and prior to external audit, it is subject to change.

This presentation is provided only as a reference material.

Daewoo Engineering & Construction assumes no responsibility for investment decisions.

We trust your investment decisions will be based on your own independent judgement.

Contents

01 1H Business Highlights

Order Backlogs / Sales Revenue / Gross Profit / Operating Profit

Summary of Financial Statement

02 Business Plan Achievement rate

New Orders / Revenue

Housing Pre-sale / 2023 Housing Pre-sale Performance and Plan

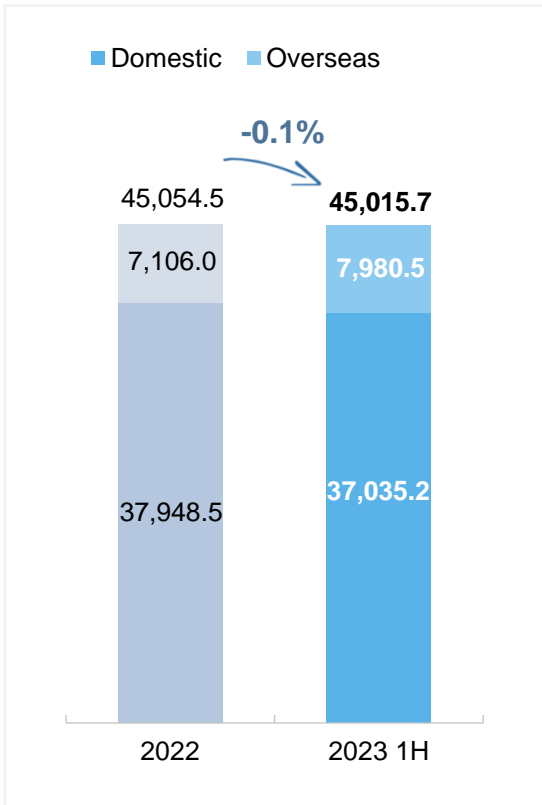
— 1H Business Highlights —

Order Backlogs

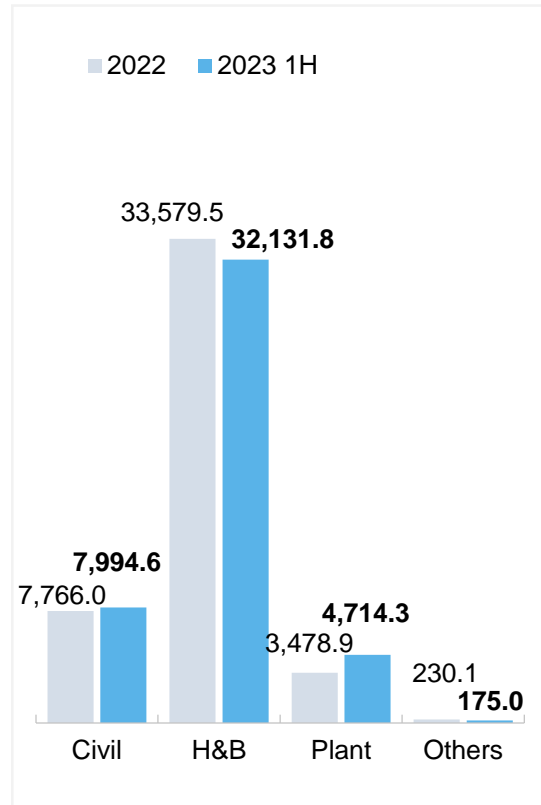
23.1H Order Backlogs 45.02 trillion won

(Unit : KRW bn)

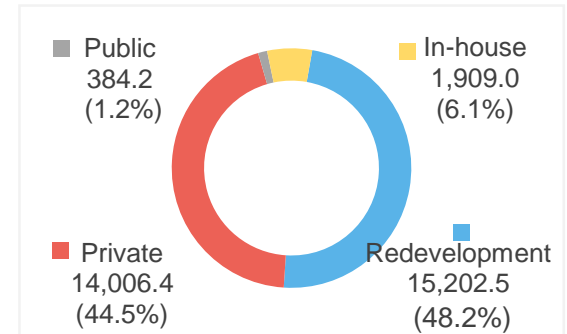
Order Backlogs



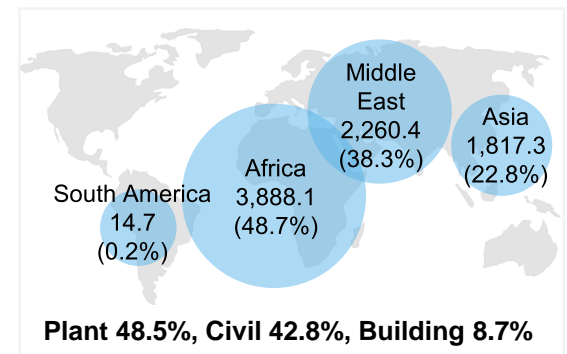
Breakdown by Business Type



Domestic H&B Backlogs Breakdown



Overseas Backlogs Breakdown

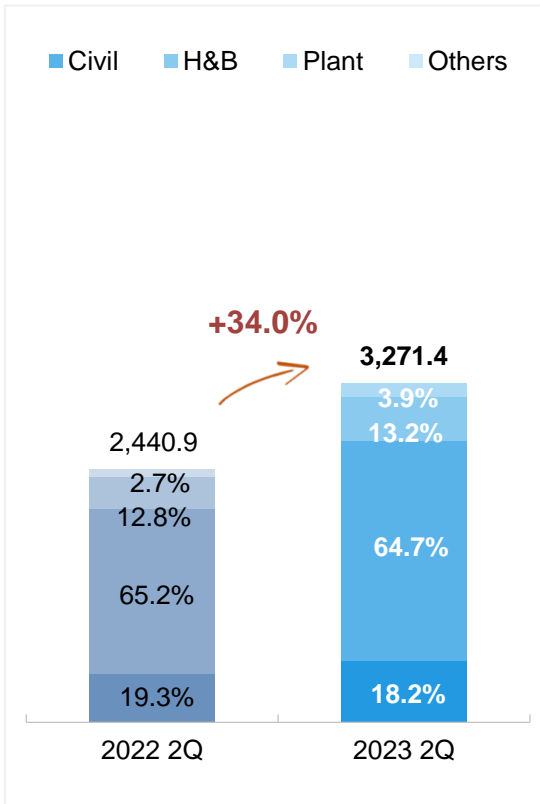


Sales Revenue

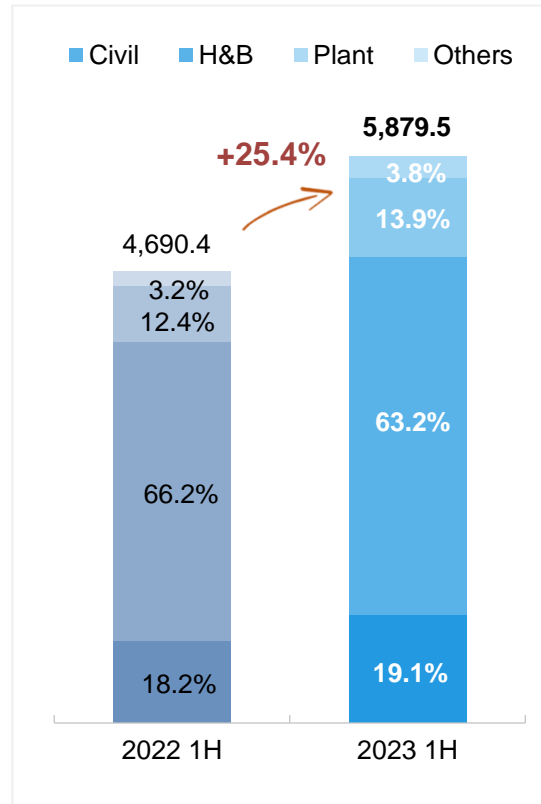
23.1H Sales Revenue 5.88 trillion won(+25.4%, yoy)

(Unit : KRW bn)

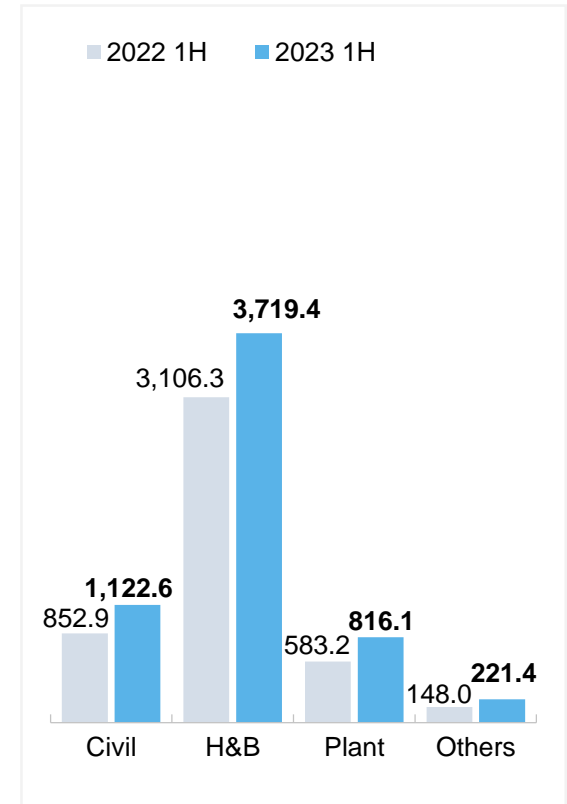
2Q Sales Revenue



1H Sales Revenue



Breakdown by Business Type

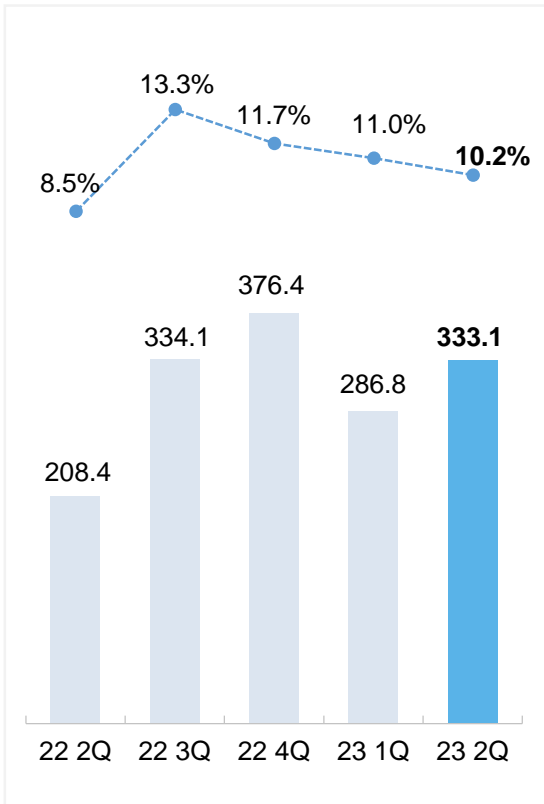


Gross Profit

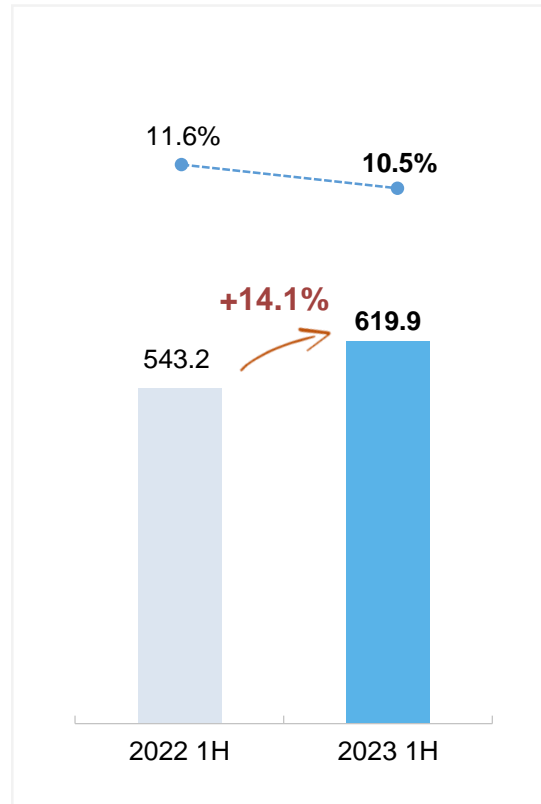
23.1H Gross Profit 619.9 billion won(+14.1%, yoy)

(Unit : KRW bn)

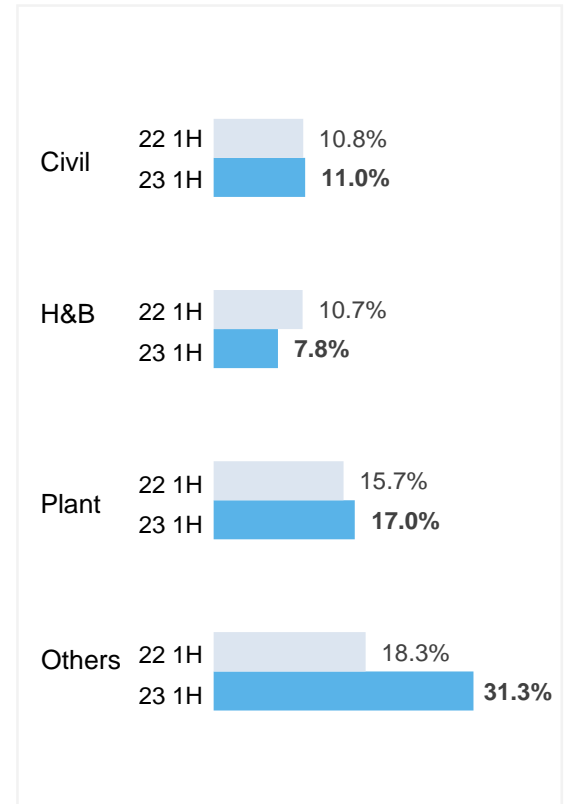
2Q Gross Profit & GPM



1H Gross Profit & GPM



Breakdown by Business Type

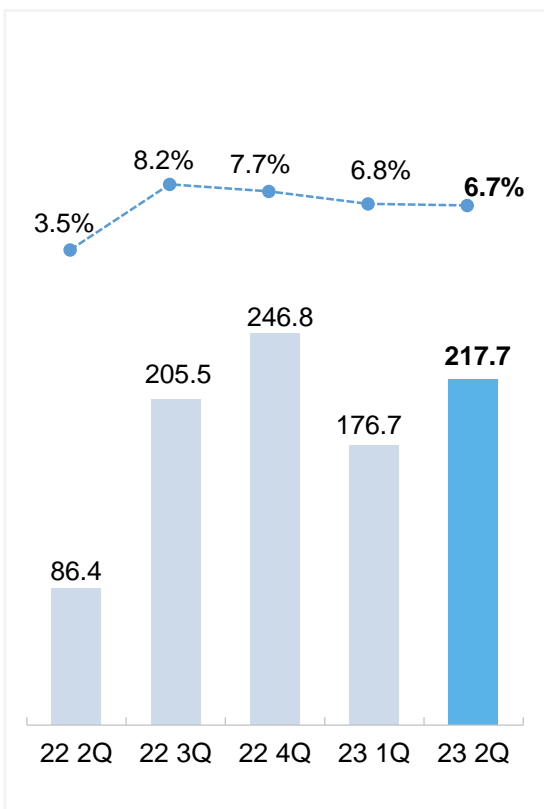


Operating Profit

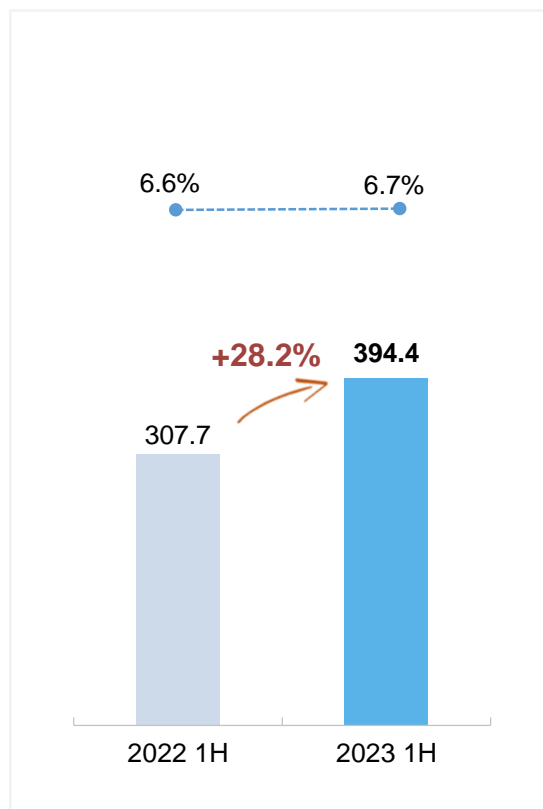
23.1H Operating Profit 394.4 billion won(+28.2%, yoy)

(Unit : KRW bn)

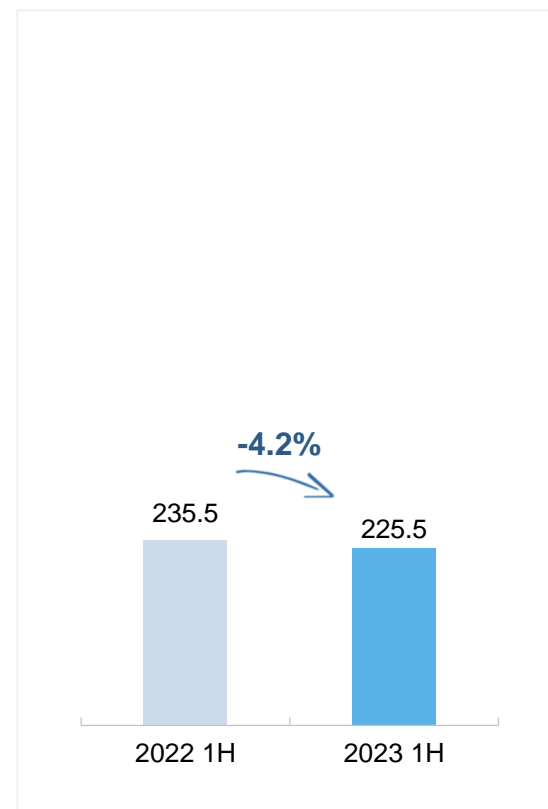
2Q Operating Profit & OPM



1H Operating Profit & OPM



1H SG&A Expenses



Summary of Financial Statement

(Unit : KRW bn)

Income Statement

Account	2022 1H	2023 1H
Sales Revenue	4,690.4	5,879.5
Gross Profit	543.2	619.9
Gross Profit Margin	11.6%	10.5%
Operating Profit	307.7	394.4
Operating Profit Margin	6.6%	6.7%
Other non-operating Income and Expenses	-6.1	53.4
Finance Income and Costs	-1.0	-7.6
Pre-tax Profit	302.6	440.2
Net Profit	222.0	302.3
Net Profit Margin	4.7%	5.1%

Balance Sheet

Account	2022	2023 1H
Total Assets	11,140.3	11,476.4
Current Assets	8,028.2	8,338.2
Cash & Cash Equivalents	1,423.1	947.7
Financial Instrument Assets	847.4	807.6
Total Liabilities	7,415.7	7,495.8
Current Liabilities	5,406.2	5,346.0
Borrowing	2,105.6	2,278.5
Lease Liabilities	403.0	392.9
Total Equity	3,724.6	3,980.6
Account	2022	2023 1H
Debt Ratio	199.1%	188.3%
PF Loan Guarantee	1,187.9	1,081.3
Un-started PF Balance	964.9	774.6

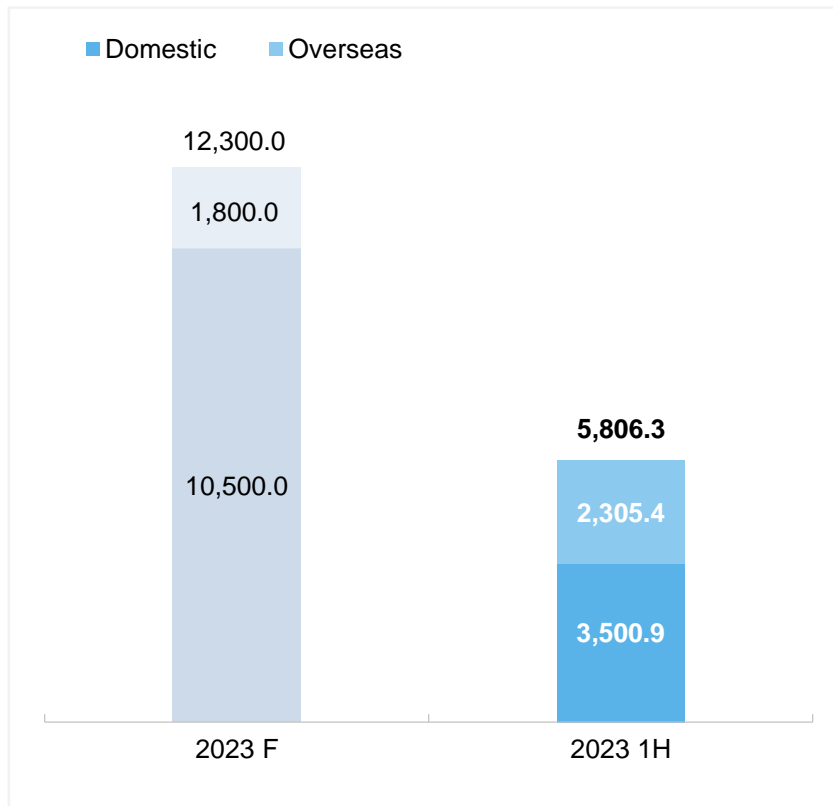
— Business Plan Achievement —

New Orders

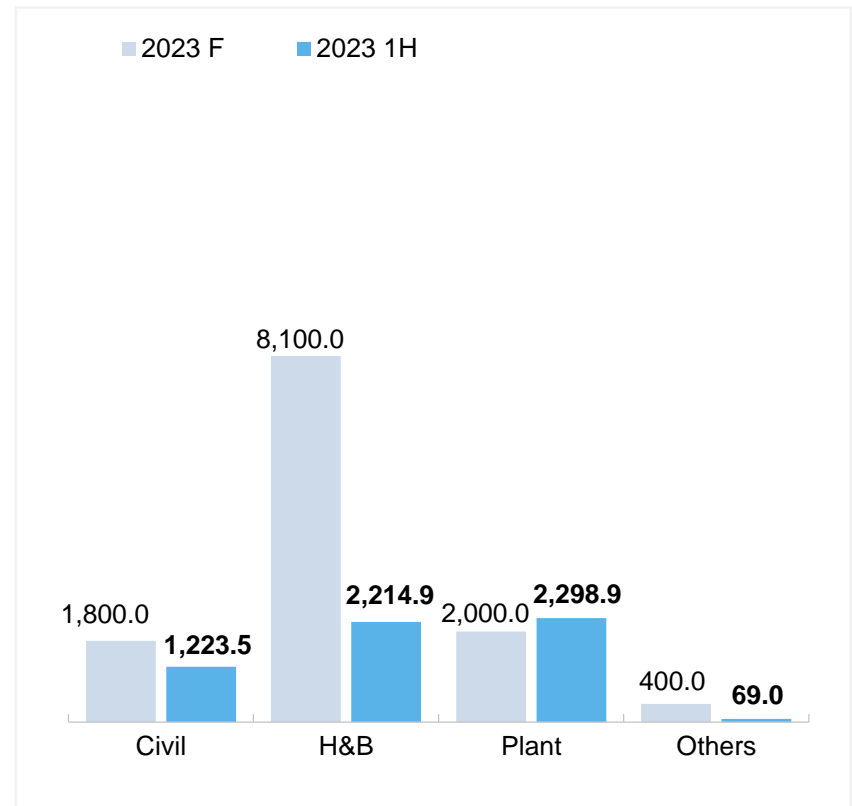
2023 Achievement rate **47.2%** (Domestic 33.3%, Overseas 128.1%)

(Unit : KRW bn)

2023 Achievement



Achievement by Business Type

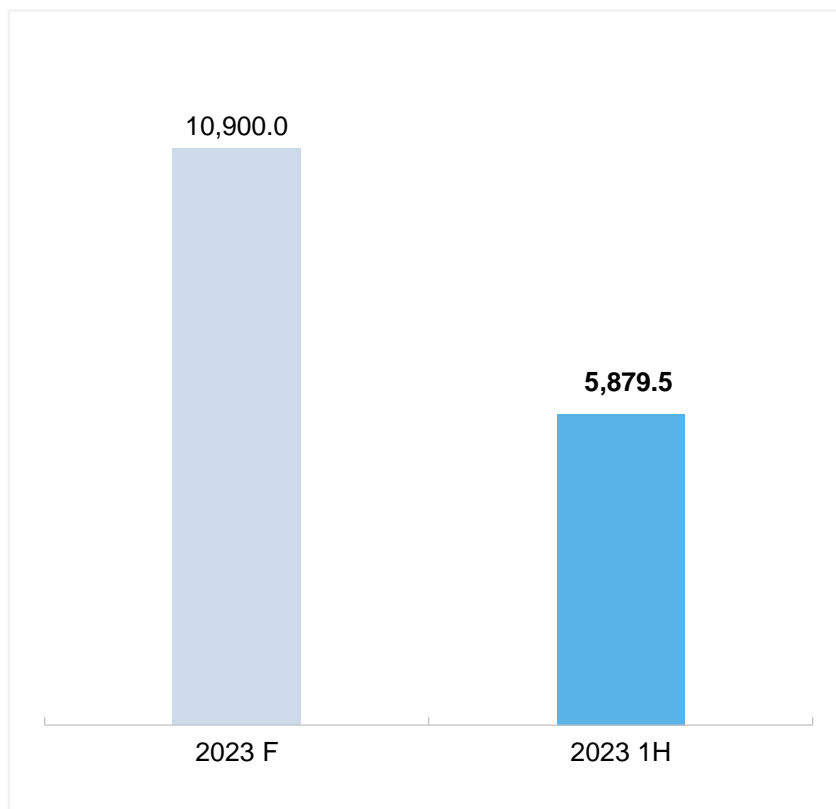


Sales Revenue

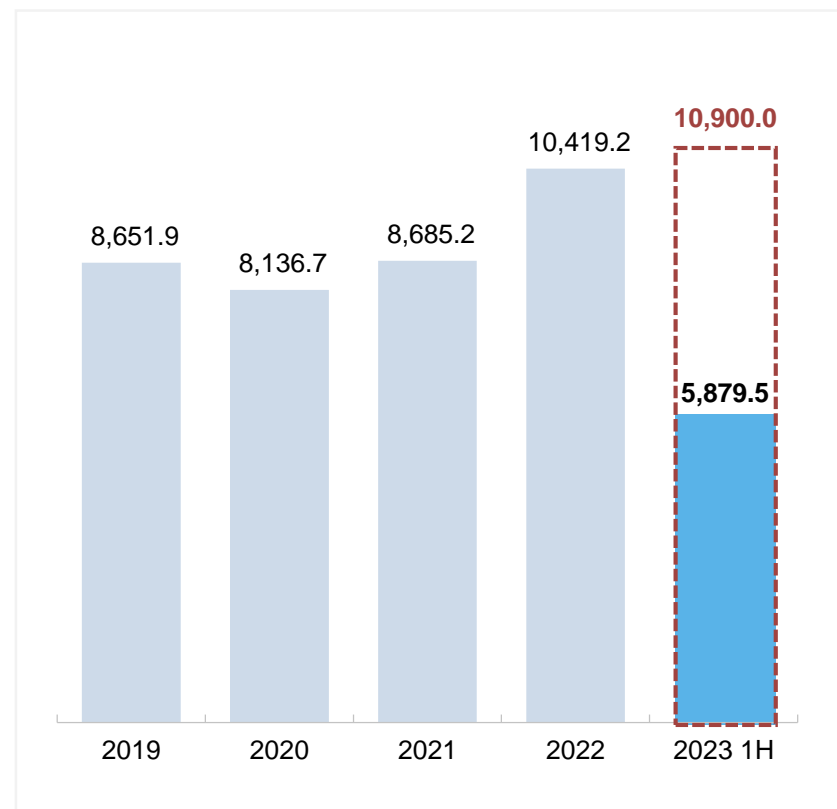
2023 Achievement rate **53.9%**

(Unit : KRW bn)

2023 Achievement



Past Sales Revenue

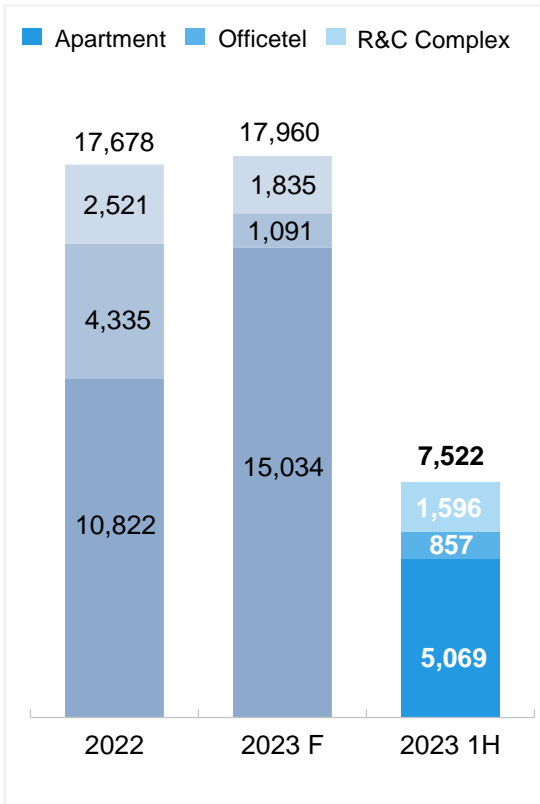


Housing Pre-Sale

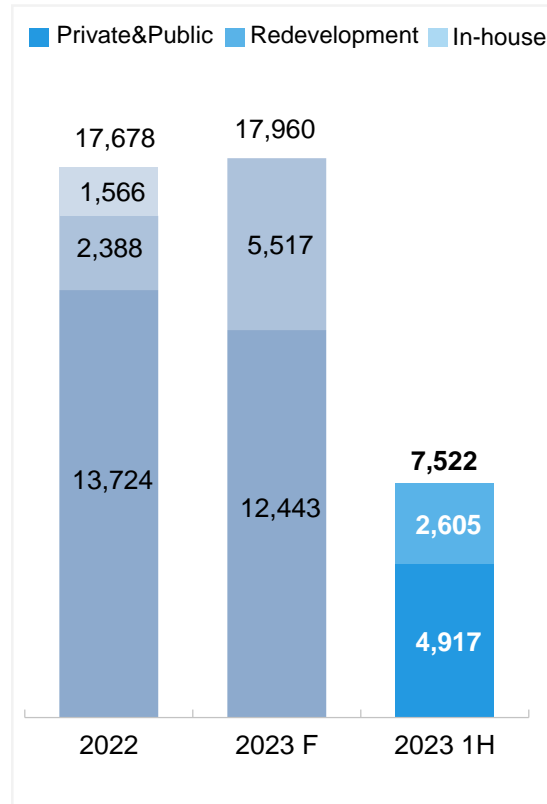
2023 Achievement rate **41.9%**

(Unit : Household)

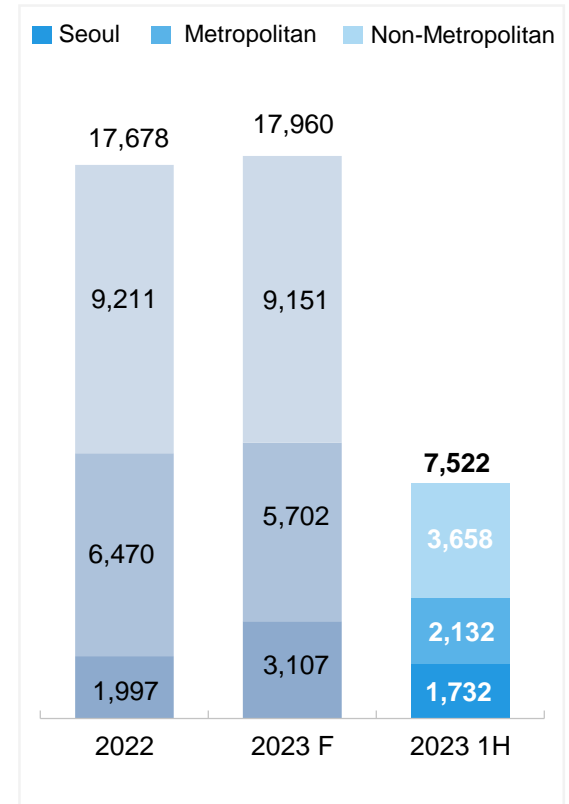
Breakdown by Housing Type



Breakdown by Supply Type



Breakdown by Region



2023 Housing Pre-sale Performance and Plan

Term	PJ Name	Unit	Location	Term	PJ Name	Unit	Location
1Q	Eco Delta City Prugio Lynn	709	Busan	3Q	Sangdo Prugio Clavenue	771	Seoul
	Jeongeup Prugio The First	707	Jeolla		The Beach Prugio Summit	399	Busan
	Dasan Stn Jayeon & Prugio	649	Gyeonggi		Etc.	702	-
	Etc.	459	-	4Q	Asan TangjeongtechnoC2BL Housing	1,626	Chungcheong
Olympic Park Foreon (Union)	1,453	Seoul	Wanggil Stn Royal park city Prugio		1,500	Incheon	
Shinyoung Gwell Prugio Technopolis Central	1,034	Chungcheong	Bucheon Songnae1-1 Rebuilding		1,045	Gyeonggi	
Indeogwon Firsel	871	Gyeonggi	Daejeon Gyebaek District Housing		660	Daejeon	
Grand Le Pied	749	Daejeon	Etc.		3,735	-	
2Q	Sihwa MTV Prugio The Ocean	400	Gyeonggi	Total		17,960	
	Etc.	491	-				

