

# Investor Relations H1 2024



## Disclaimer

The financial data included is based on K-IFRS consolidated basis and prior to external audit, it is subject to change.

This presentation is provided solely as reference material. Daewoo Engineering & Construction assumes no responsibility for investment decisions. We trust that your investment decisions will be based on your independent judgement.

# Contents

## **01. H1 Business Highlights**

New Orders / Order Backlogs / Sales Revenue / Gross Profit / Operating Profit

Summary of Financial Statement

## **02. Business Plan Achievement Rate**

New Orders / Sales Revenue

Housing Pre-sale / 2024 Housing Pre-sale Performance and Plan

# — H1 Business Highlights —

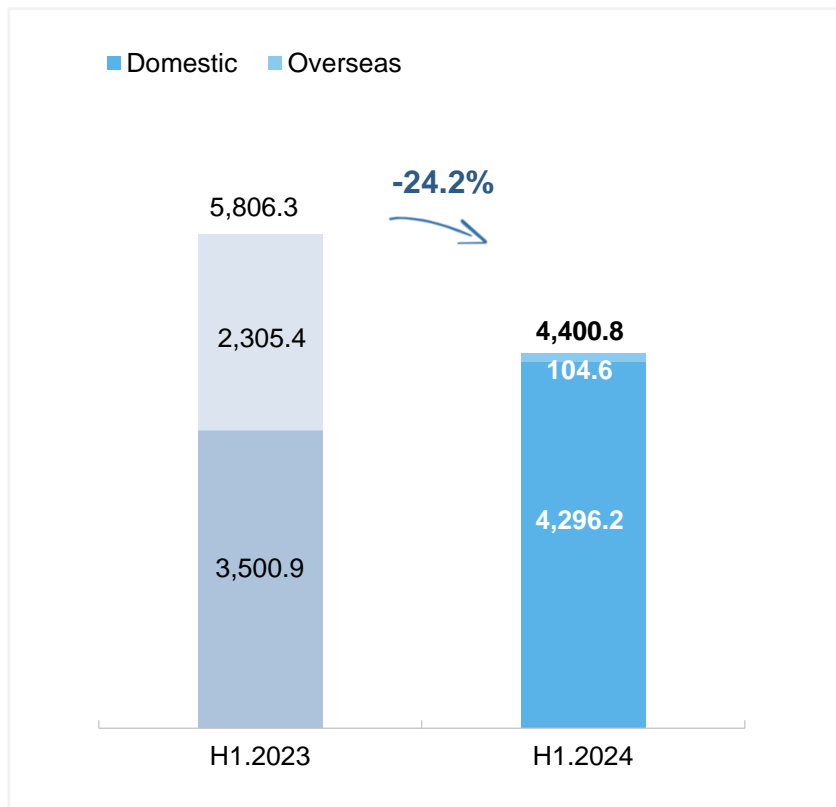
---

# New Orders

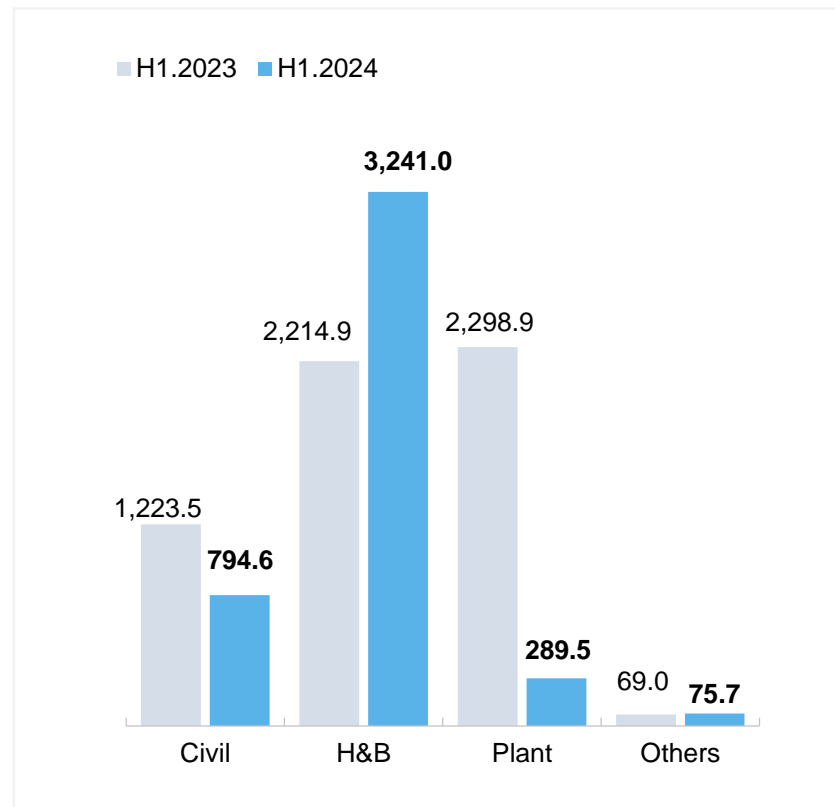
New Orders as of H1.24 : 4.40 trillion won

(Unit : KRW bn)

## New Orders



## Breakdown by Business Type

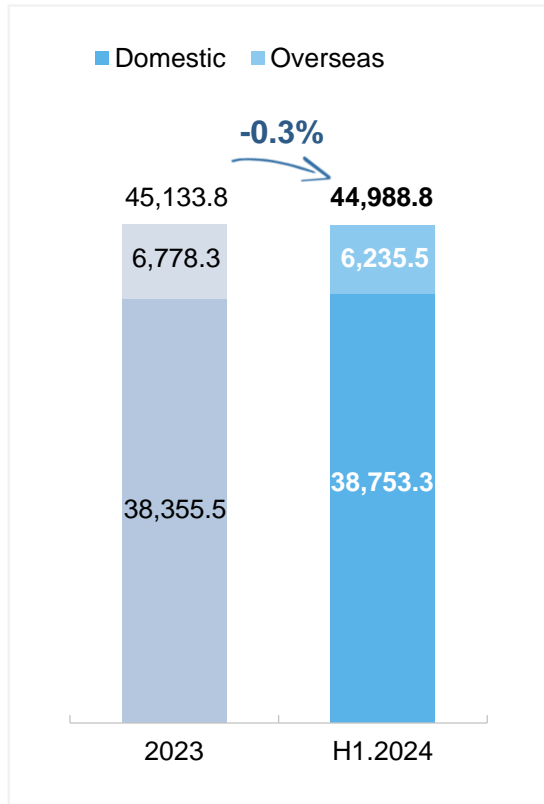


# Order Backlogs

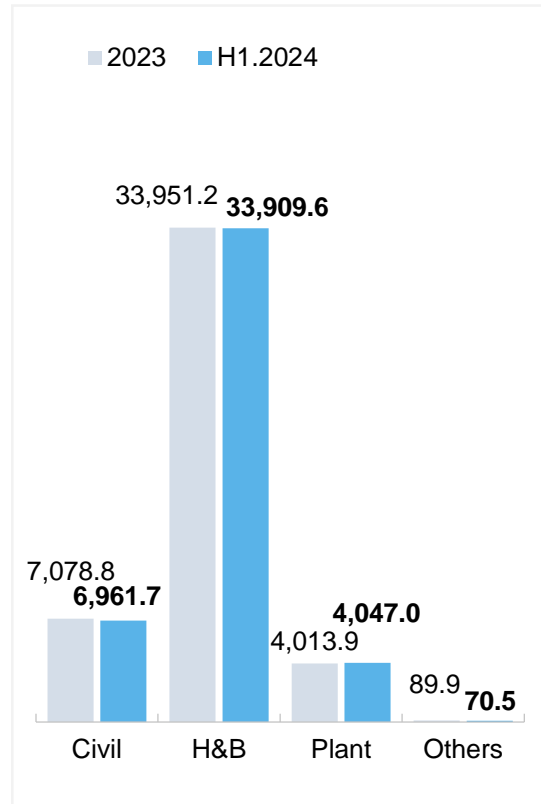
Order Backlogs as of H1.24 : 44.99 trillion won

(Unit : KRW bn)

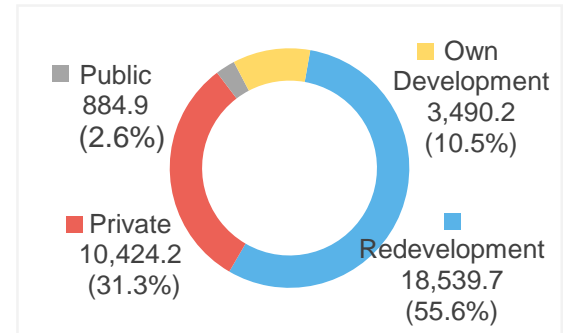
## Order Backlogs



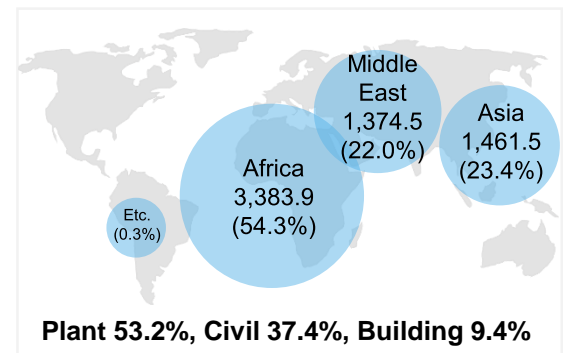
## Breakdown by Business Type



## Domestic H&B Backlogs Breakdown



## Overseas Backlogs Breakdown

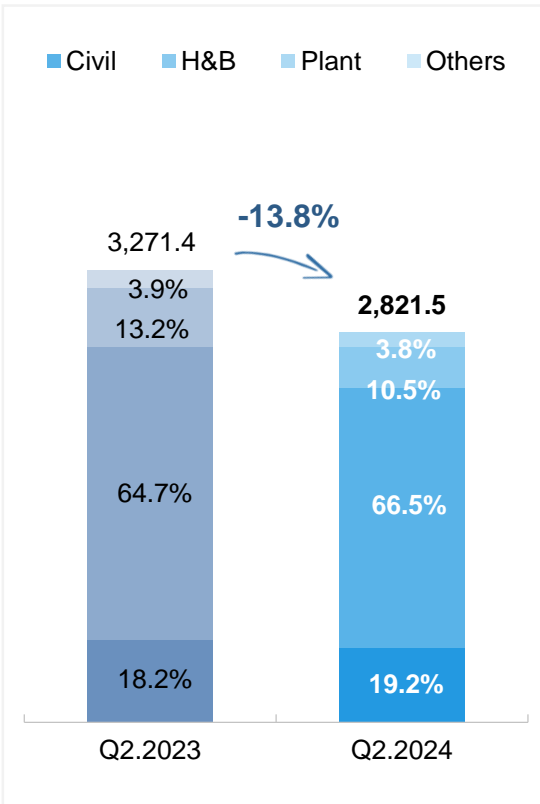


# Sales Revenue

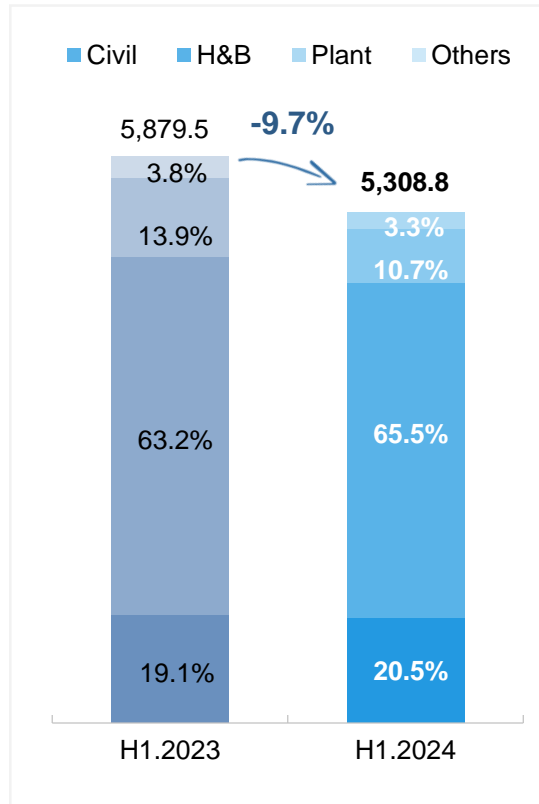
Sales Revenue as of H1.24 : 5.31 trillion won

(Unit : KRW bn)

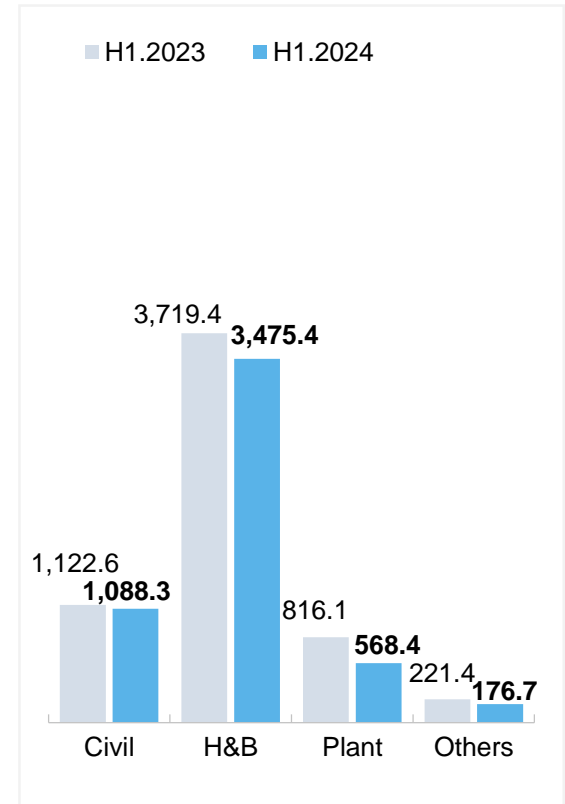
## Sales Revenue in Q2



## Accumulated Sales Revenue



## Breakdown by Business Type

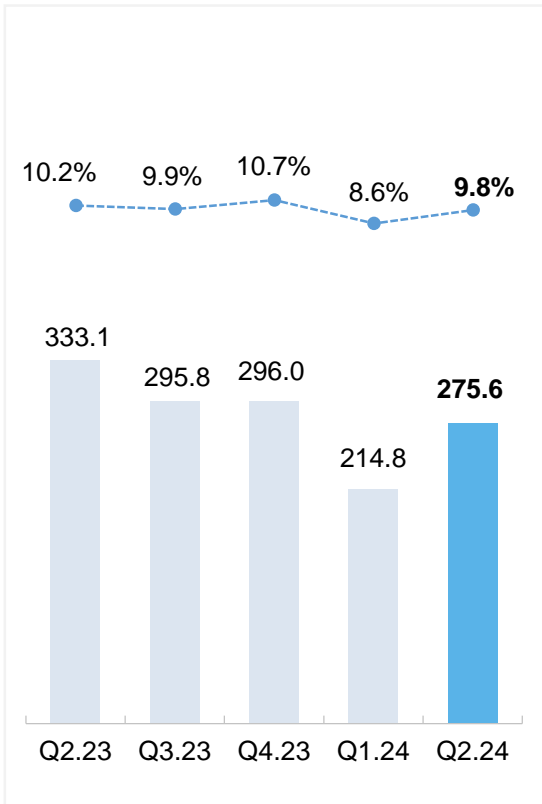


# Gross Profit

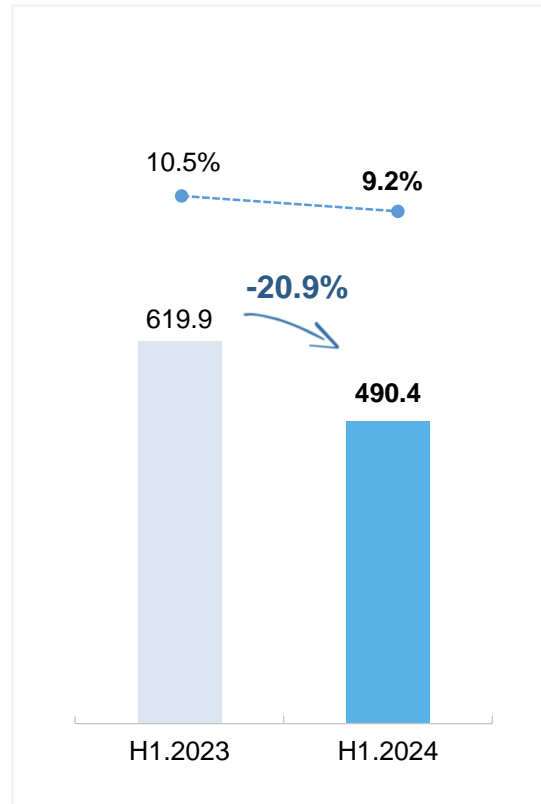
Gross Profit as of H1.24 : 490.4 billion won

(Unit : KRW bn)

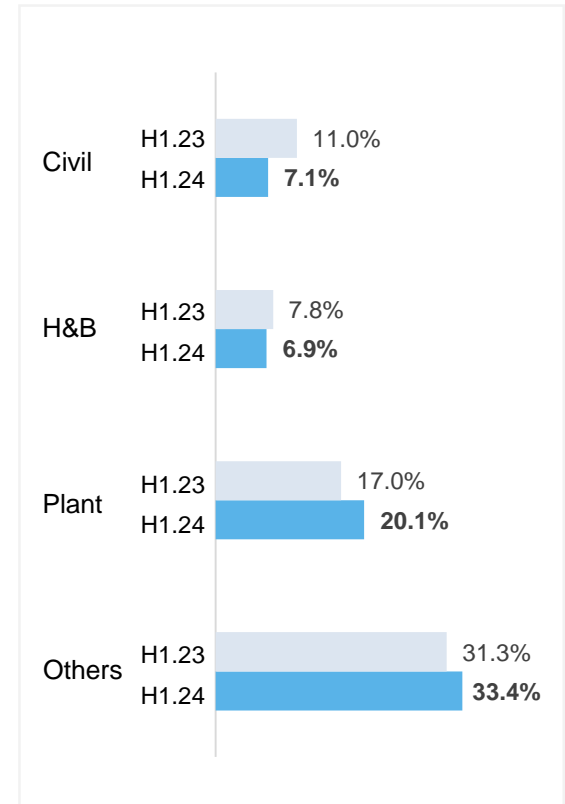
## Quarterly Gross Profit & GPM



## Accumulated Gross Profit & GPM



## Breakdown by Business Type



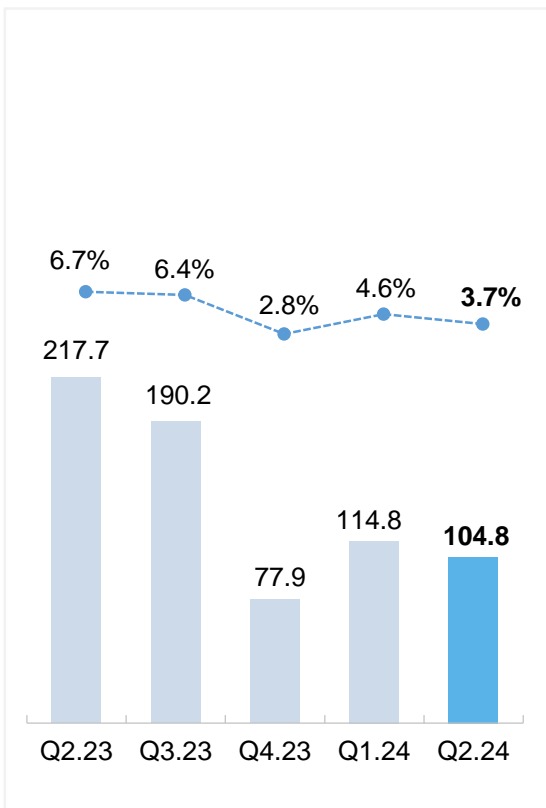


# Operating Profit

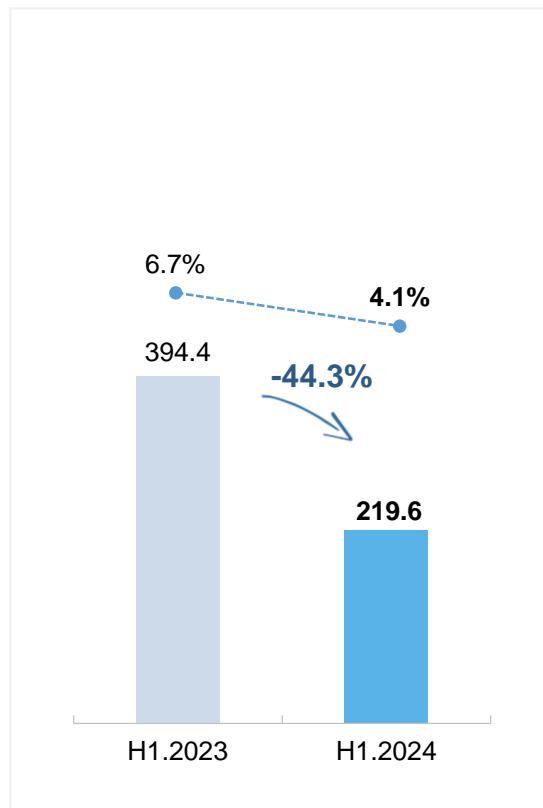
Operating Profit as of H1.24 : 219.6 billion won

(Unit : KRW bn)

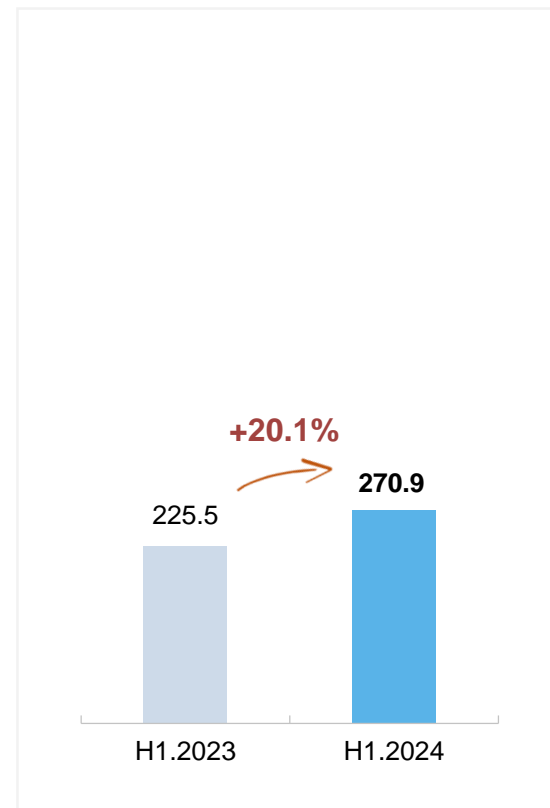
Quarterly Operating Profit & OPM



Accumulated Operating Profit & OPM



Accumulated SG&A Expenses



## Summary of Financial Statement

(Unit : KRW bn)

### Income Statement

Account	H1.2023	H1.2024
Sales Revenue	5,879.5	5,308.8
Gross Profit	619.9	490.4
Gross Profit Margin	10.5%	9.2%
Operating Profit	394.4	219.6
Operating Profit Margin	6.7%	4.1%
Other non-operating Income and Expenses	53.4	71.2
Finance Income and Costs	-7.6	-19.1
Pre-tax Profit	440.2	271.7
Net Profit	302.3	188.0
Net Profit Margin	5.1%	3.5%

### Balance Sheet

Account	2023	H1.2024
Total Assets	11,243.1	12,249.9
Current Assets	8,021.1	9,017.6
Cash & Cash Equivalents	981.6	949.0
Financial Instrument Assets	697.1	740.0
Total Liabilities	7,181.2	8,040.8
Current Liabilities	5,033.5	4,864.6
Borrowing	2,340.2	3,248.5
Lease Liabilities	364.6	342.9
Total Equity	4,061.9	4,209.1
Account	2023	H1.2024
Debt Ratio	176.8%	191.0%
PF Loan Guarantee	1,054.1	1,075.8
Un-started PF Balance	679.3	649.3

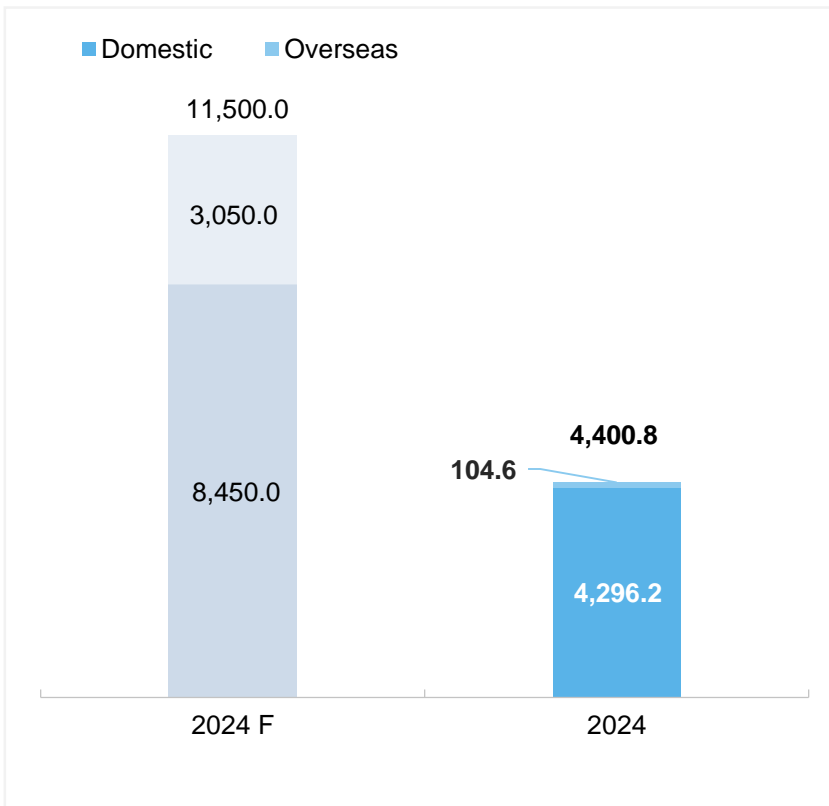
# — Business Plan Achievement Rate —

# New Orders

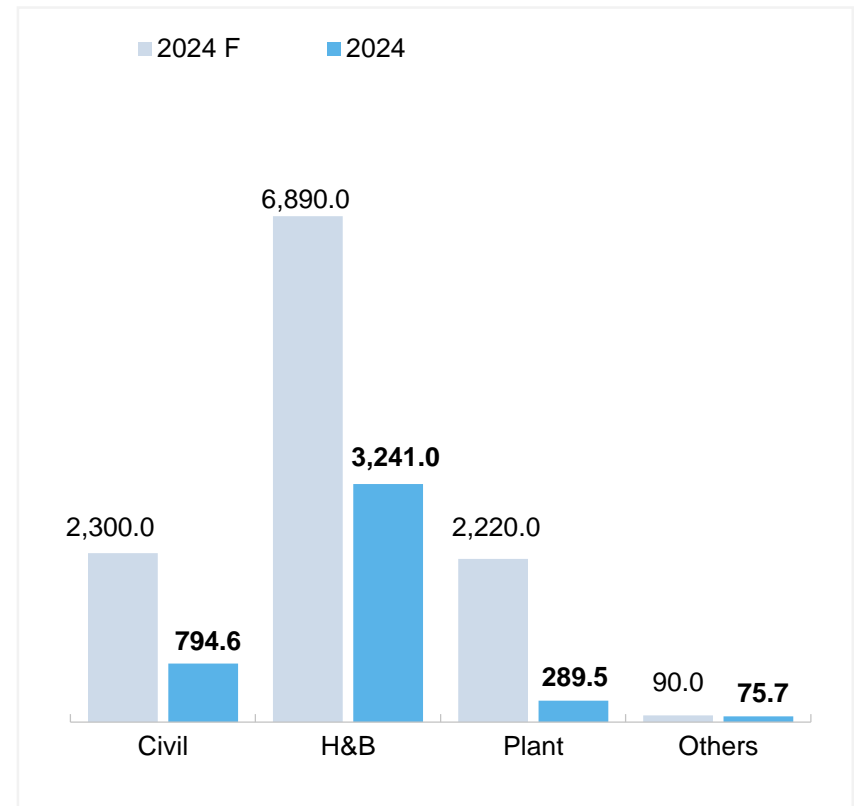
2024 Achievement rate **38.3%** (Domestic 50.8%, Overseas 3.4%)

(Unit : KRW bn)

## 2024 Achievement



## Achievement by Business Type

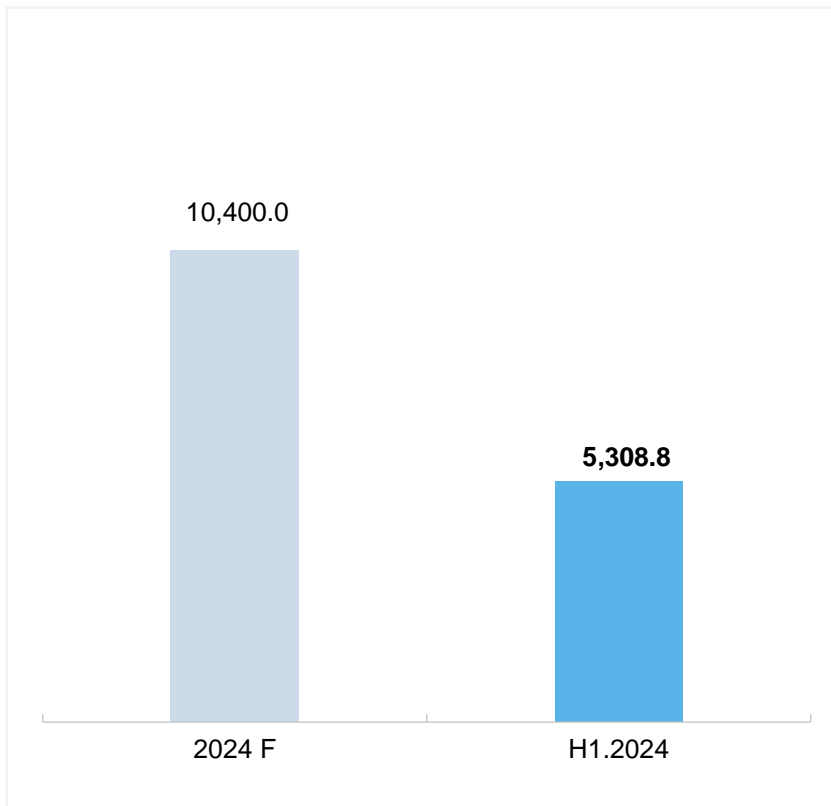


# Sales Revenue

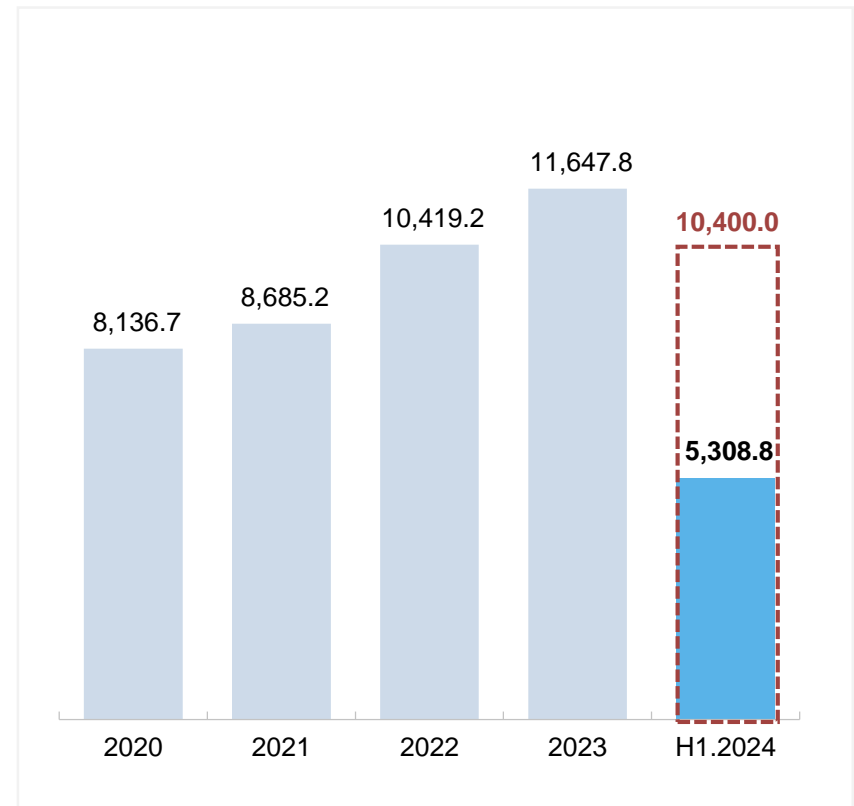
2024 Achievement rate **51.0%**

(Unit : KRW bn)

**2024 Achievement**



**Sales Revenue by year**

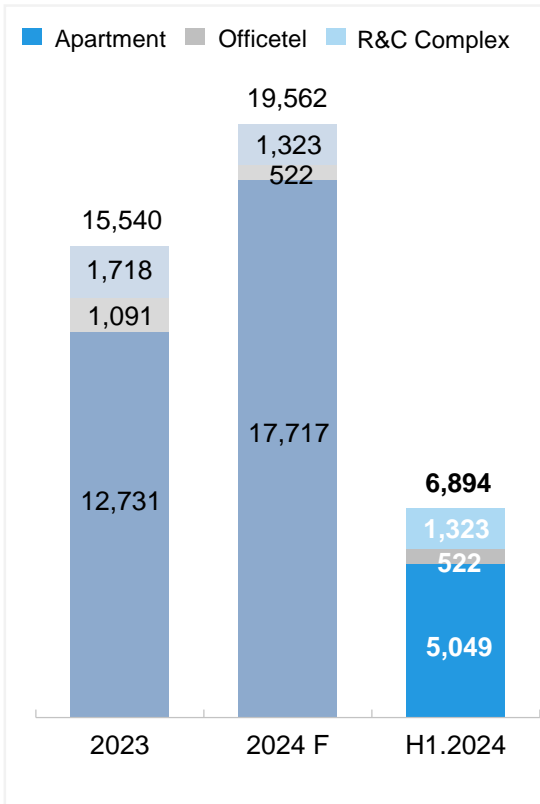


# Housing Pre-Sale

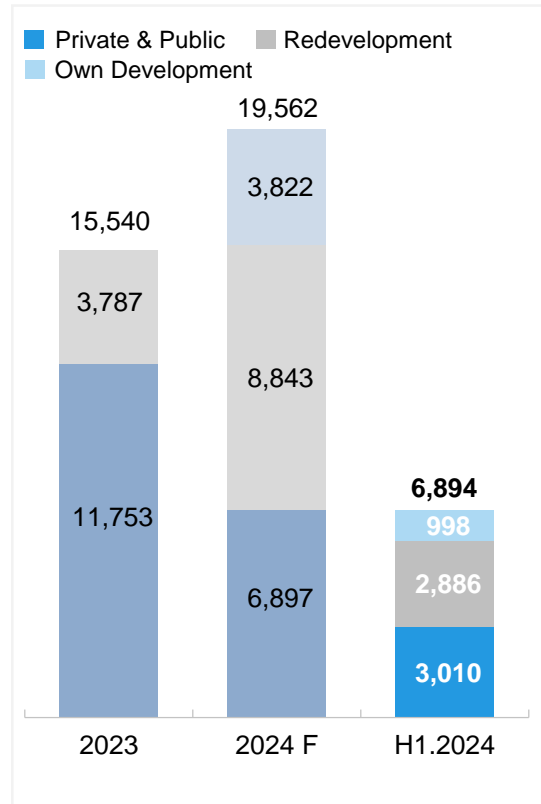
2024 Achievement rate **35.2%**

(Unit : Household)

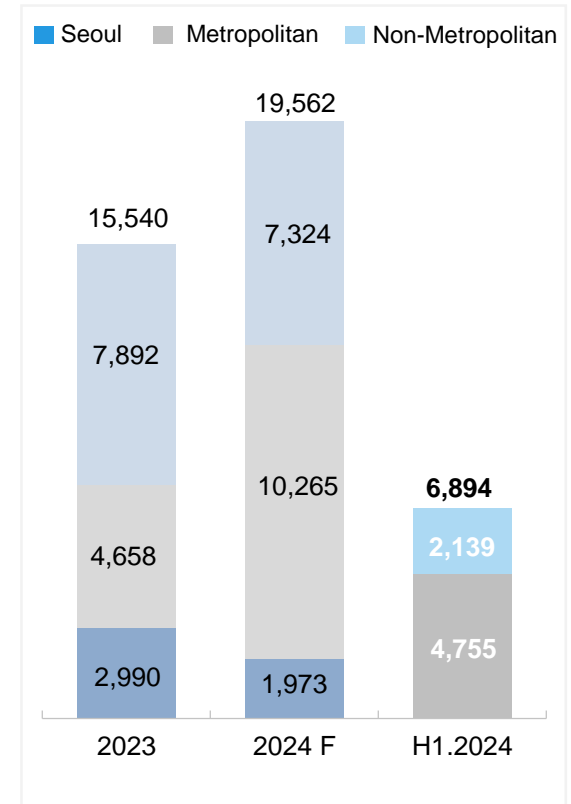
### Breakdown by Housing Type



### Breakdown by Supply Type



### Breakdown by Region



## 2024 Housing Pre-sale Performance and Plan

Term	PJ Name	Unit	Location	Term	PJ Name	Unit	Location
Q1	Songnae Stn Prugio Centbien	1,045	Gyeonggi	Q3	Yongin Prugio One Cluster	1,681	Gyeonggi
	Pyeongtaek Prugio Centerfine	851	Gyeonggi		Prugio Radieuse Park	1,637	Seoul
	Baekwoon Lake Prugio	325	Gyeonggi		Doan Prugio The Adel 29BL, 31BL	1,514	Daejeon
	Etc.	357	-		Tangeong Prugio Center Park(C1BL)	1,416	Chungcheong
Q2	Geumjeong Stn Prugio Grand Bleu	1,072	Gyeonggi		Sansung Stn Heristone(Union)	921	Gyeonggi
	Blanc Summit 74	998	Busan		Incheon Hagik 3 District Redevelopment	764	Incheon
	Wonju Prugio The Central	901	Gangwon	Etc.	1,598	-	
	Sansung Stn Heristone	823	Gyeonggi	Q4	Pyeongtaek Braincity 3BL Housing	995	Gyeonggi
Etc.	522	-	Busan Anrak1 District Reconstruction(Union)		993	Busan	
			Incheon Hagik 3 District Redevelopment(Union)		736	Incheon	
						<b>Total</b>	<b>19,562</b>

