

# Investor Relations 2024



## Disclaimer

The financial data included is based on K-IFRS consolidated basis and prior to external audit, it is subject to change.

This presentation is provided solely as reference material. Daewoo Engineering & Construction assumes no responsibility for investment decisions. We trust that your investment decisions will be based on your independent judgement.

# Contents

## **01. 2024 Business Highlights**

New Orders / Order Backlogs / Sales Revenue / Gross Profit / Operating Profit

Summary of Financial Statement

## **02. Business Plan Achievement Rate**

New Orders / Sales Revenue

Housing Pre-sale / 2024 Housing Pre-sale Performance / 2025 Housing Pre-sale Plan

## **03. 2025 Business Plan**

New Orders & Sales Revenue Plan

# — 2024 Business Highlights —

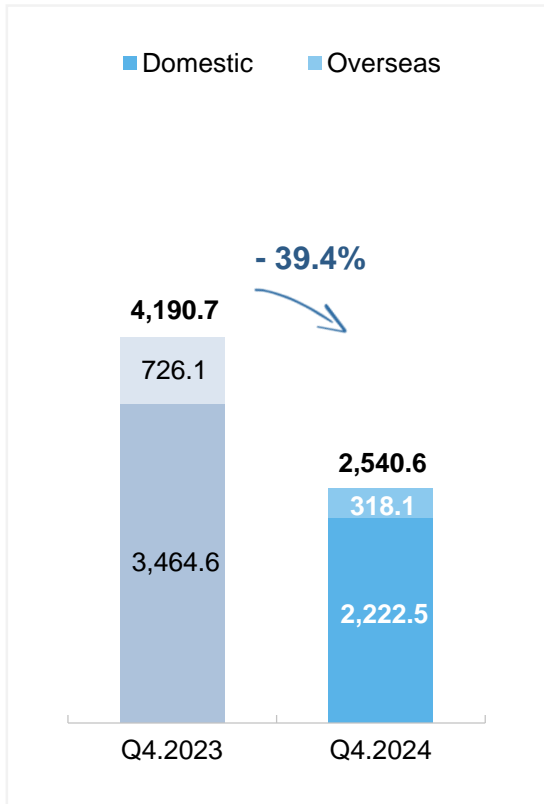
---

# New Orders

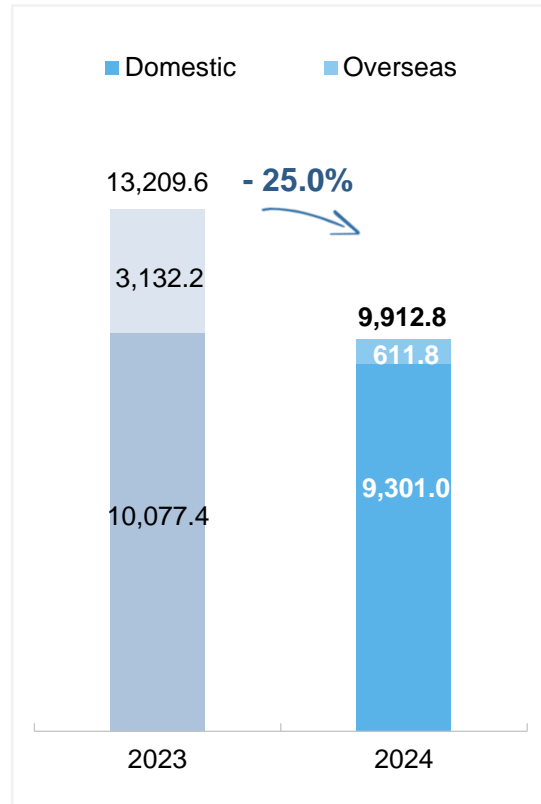
New Orders as of 2024 : 9.9 trillion won

(Unit : KRW bn)

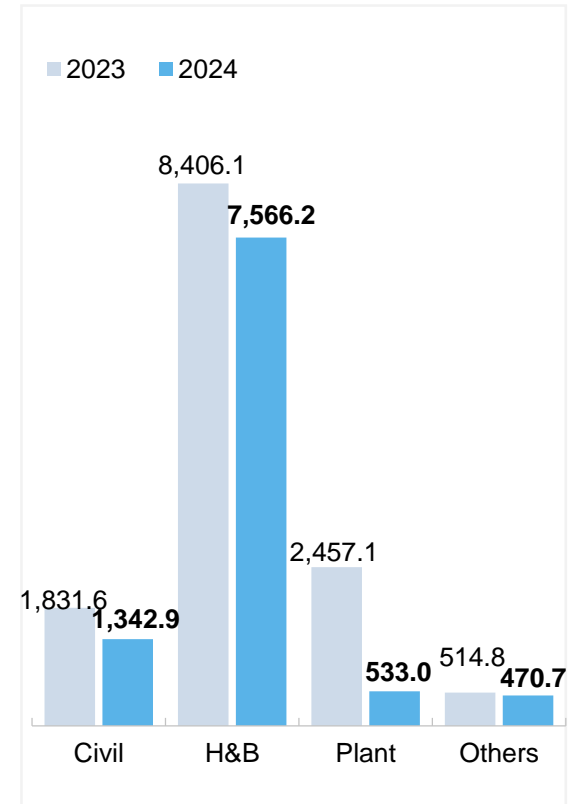
## New Orders in Q4



## Accumulated New Orders



## Breakdown by Business Type

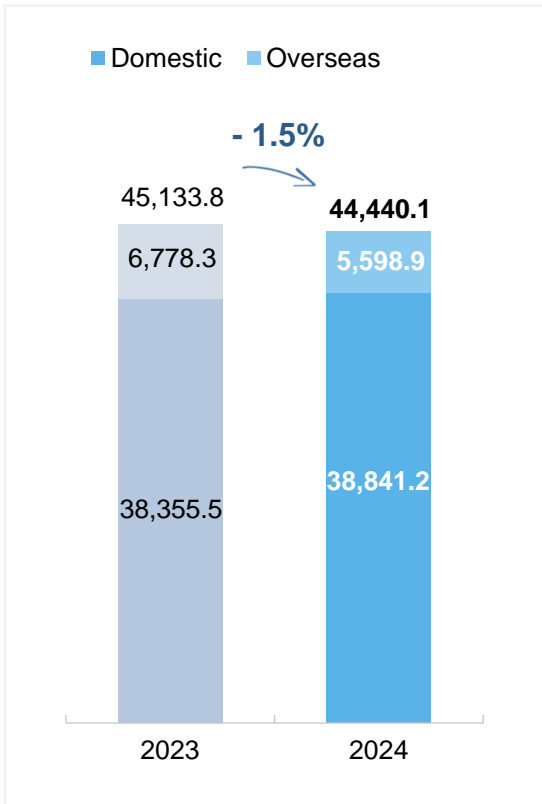


# Order Backlogs

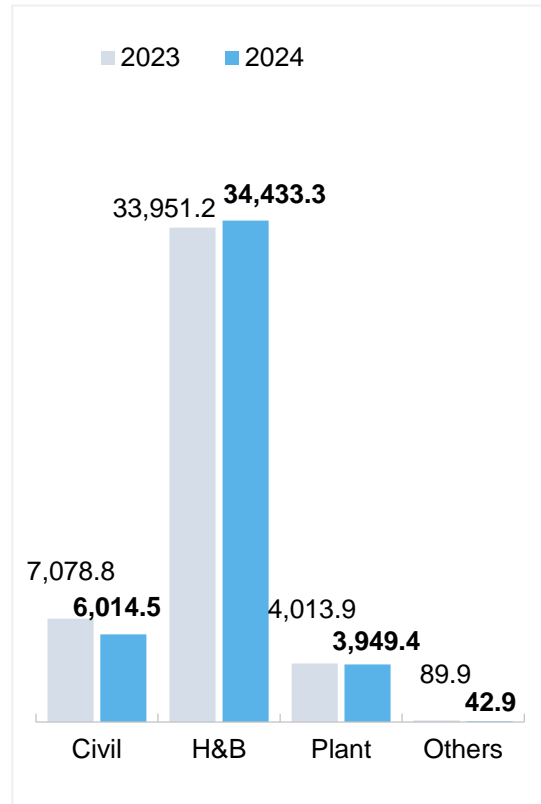
Order Backlogs as of 2024 : 44.44 trillion won

(Unit : KRW bn)

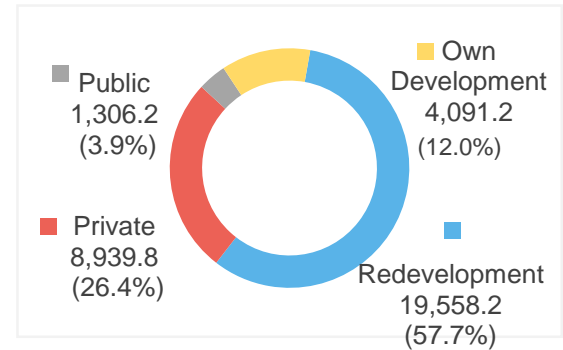
## Order Backlogs



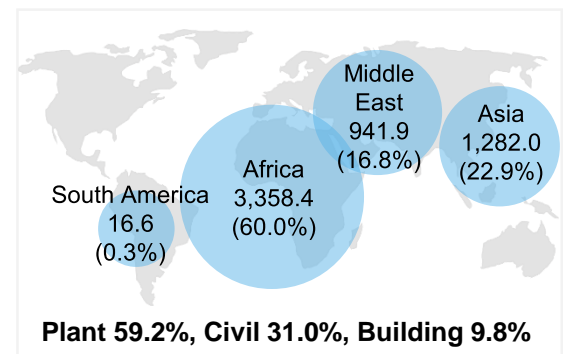
## Breakdown by Business Type



## Domestic H&B Backlogs Breakdown



## Overseas Backlogs Breakdown

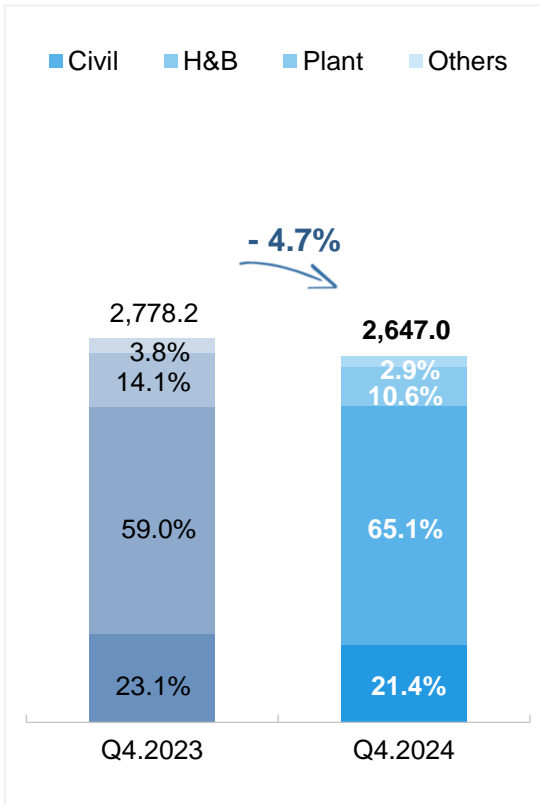


# Sales Revenue

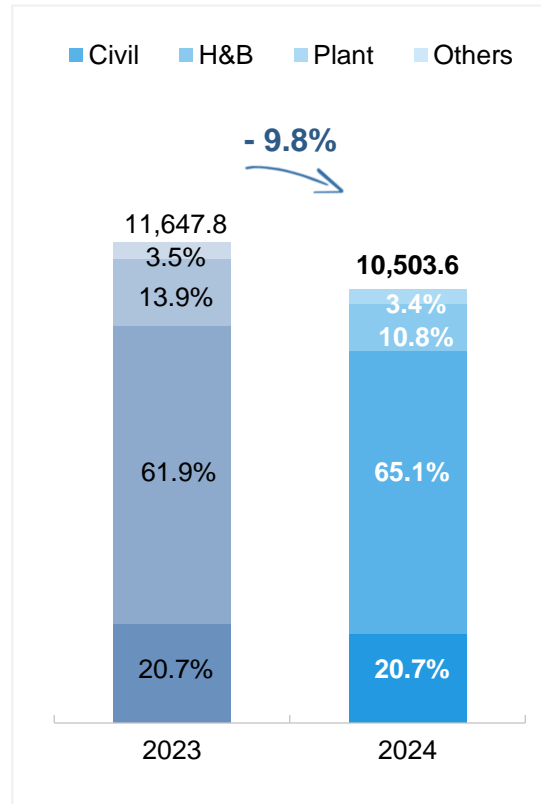
Sales Revenue as of 2024 : 10.5 trillion won

(Unit : KRW bn)

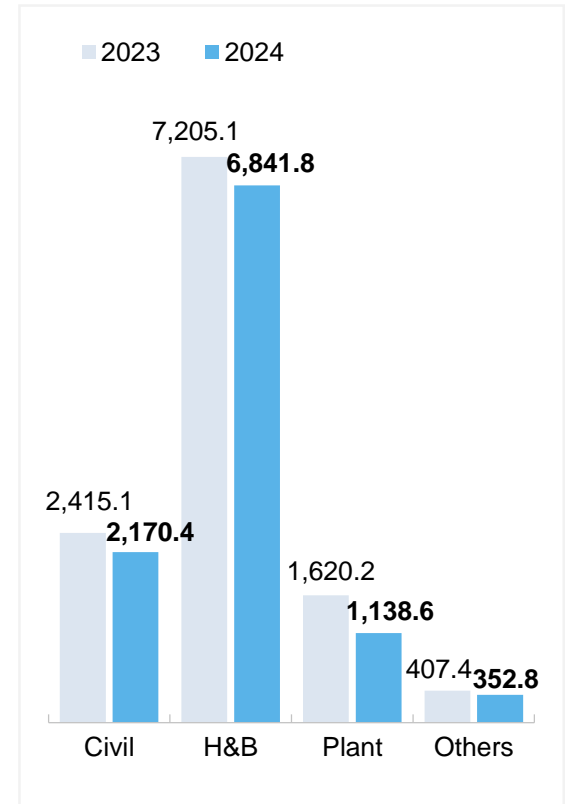
## Sales Revenue in Q3



## Accumulated Sales Revenue



## Breakdown by Business Type

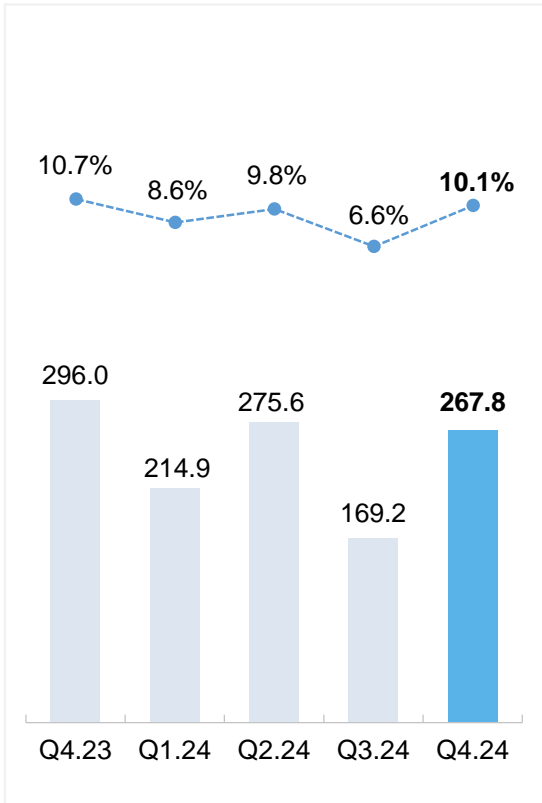


# Gross Profit

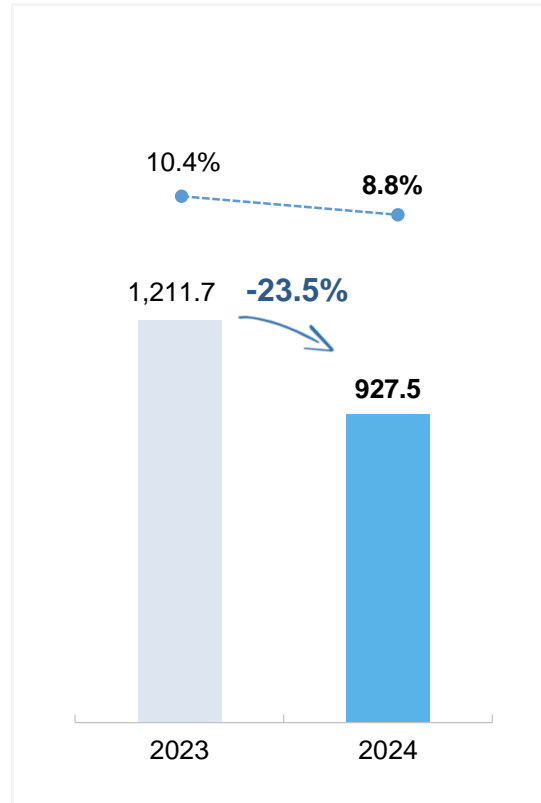
Gross Profit as of 2024 : 927.5 billion won

(Unit : KRW bn)

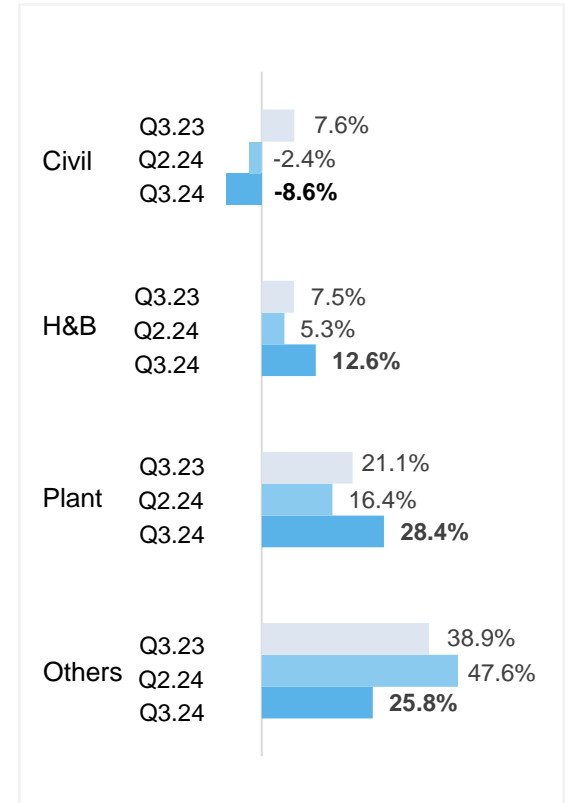
## Quarterly Gross Profit & GPM



## Accumulated Gross Profit & GPM



## Breakdown by Business Type



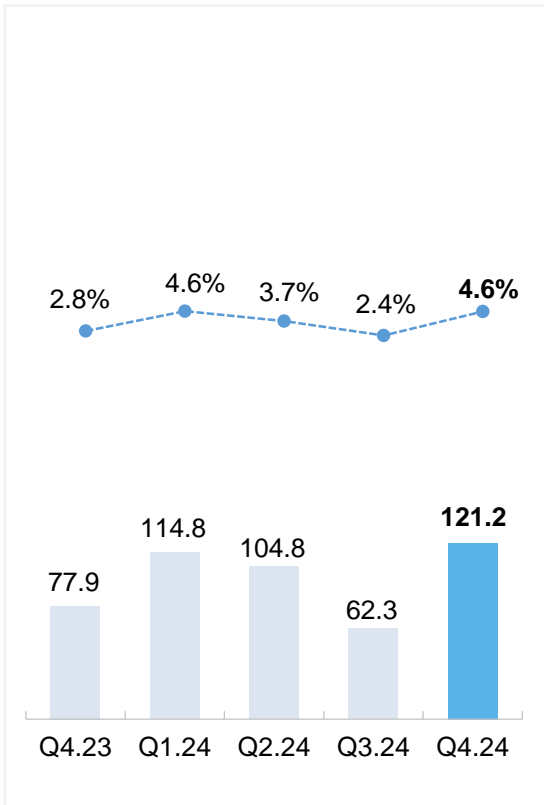


# Operating Profit

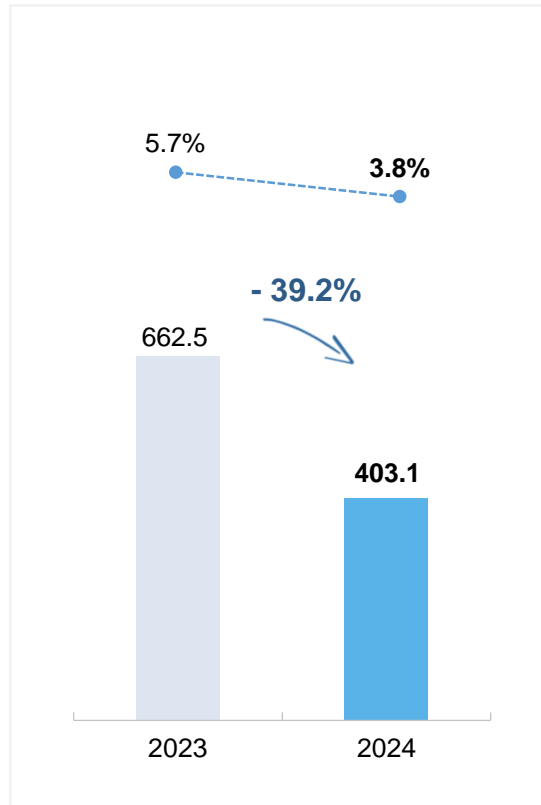
Operating Profit as of 2024 : 403.1 billion won

(Unit : KRW bn)

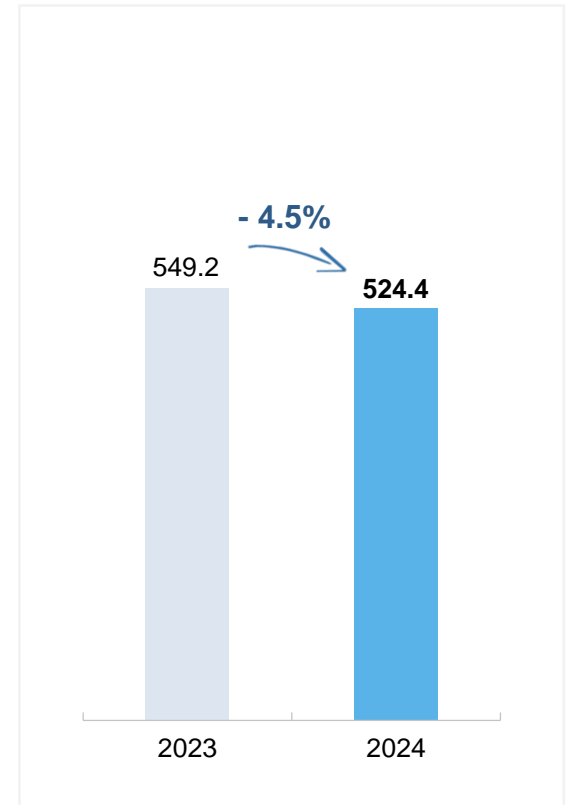
Quarterly Operating Profit & OPM



Accumulated Operating Profit & OPM



Accumulated SG&A Expenses



## Summary of Financial Statement

(Unit : KRW bn)

### Income Statement

Account	2023	2024
Sales Revenue	11,647.8	10,503.6
Gross Profit	1,211.7	927.5
Gross Profit Margin	10.4%	8.8%
Operating Profit	662.5	403.1
Operating Profit Margin	5.7%	3.8%
Other non-operating Income and Expenses	+96.5	+120
Finance Income and Costs	-14.0	-566
Pre-tax Profit	745.0	358.5
Net Profit	521.5	242.8
Net Profit Margin	4.5%	2.3%

### Balance Sheet

Account	2023	2024
Total Assets	11,243.1	12,658.5
Current Assets	8,021.1	9,588.7
Cash & Cash Equivalents	981.6	1,161.8
Financial Instrument Assets	697.1	772.8
Total Liabilities	7,181.2	8,324.4
Current Liabilities	5,033.5	4,544.0
Borrowing	2,340.2	3,671.5
Lease Liabilities	364.6	319.9
Total Equity	4,061.9	4,334.1
Account	2023	2024
Debt Ratio	176.8%	192.1%
PF Loan Guarantee	1,054.1	1,166.8
Un-started PF Balance	679.3	551.3

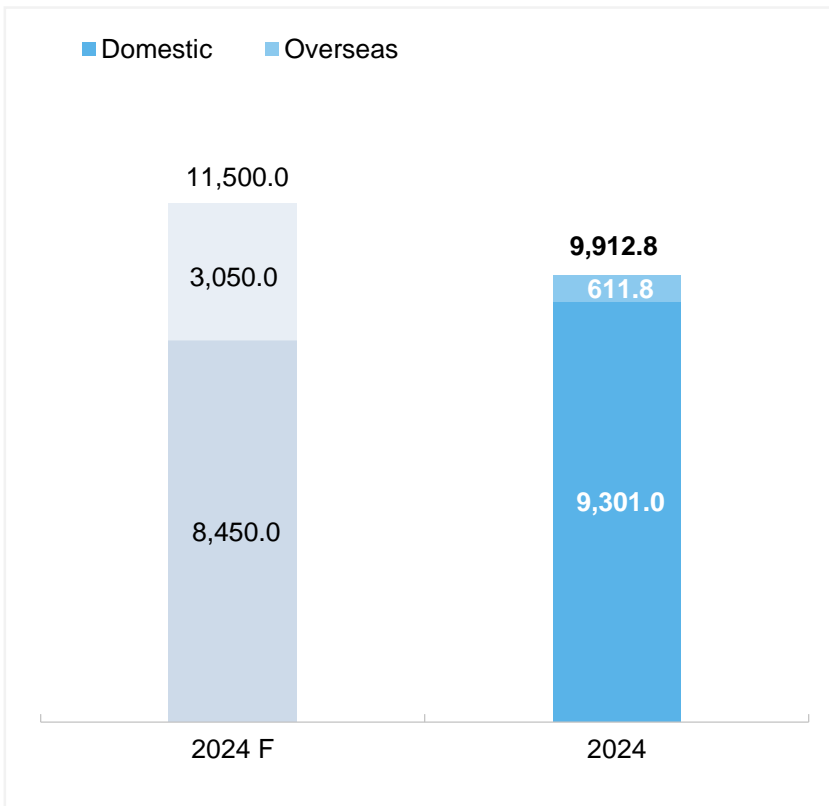
# — Business Plan Achievement Rate —

# New Orders

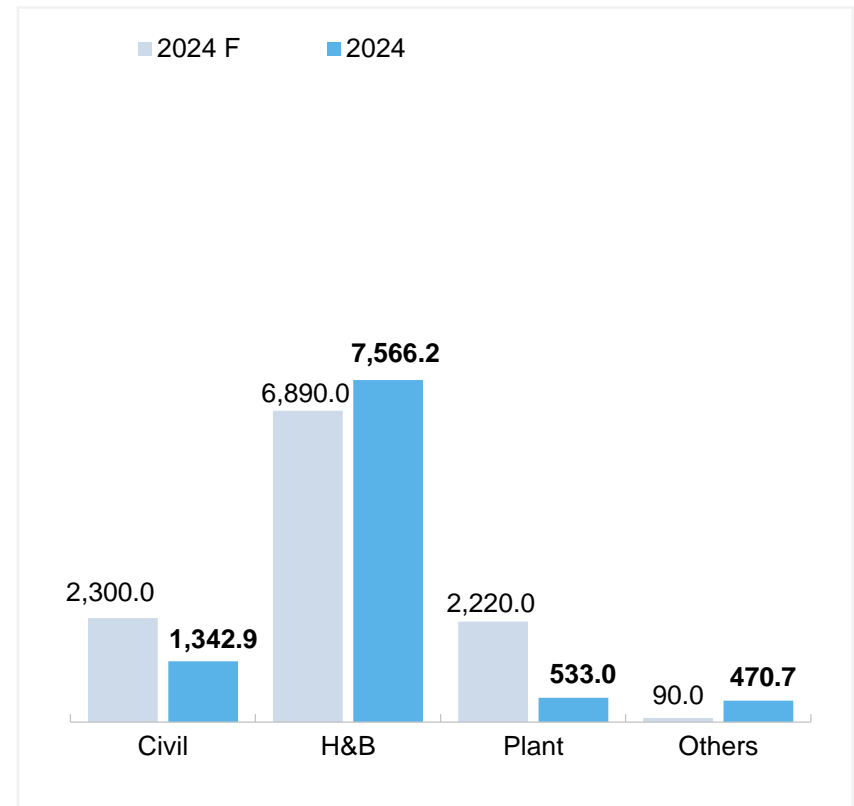
2024 Achievement rate **86.2%** (Domestic 110.1%, Overseas 20.1%)

(Unit : KRW bn)

## 2024 Achievement



## Achievement by Business Type

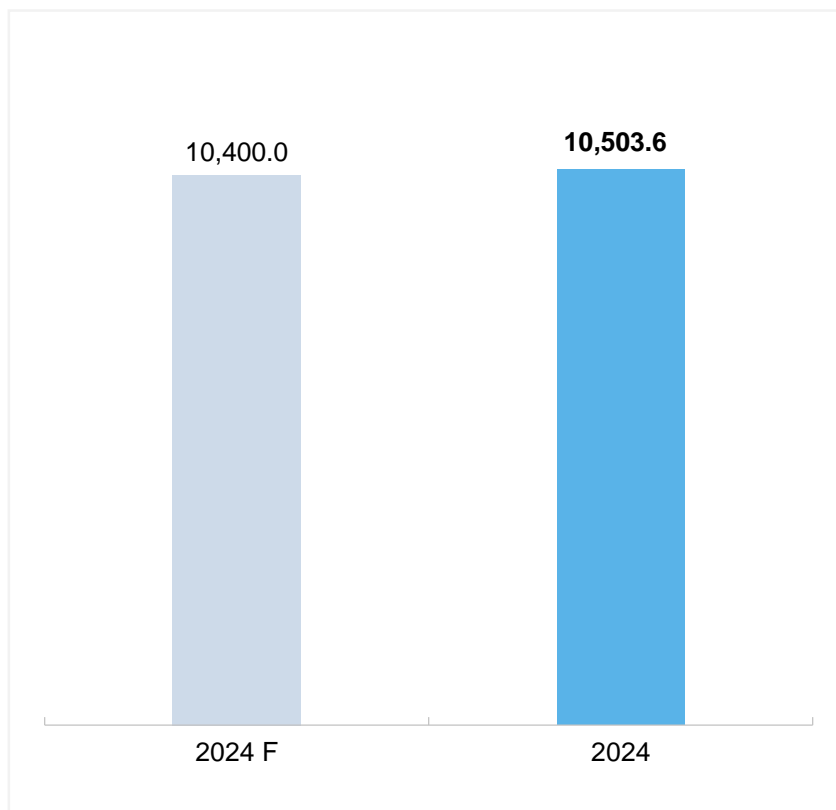


# Sales Revenue

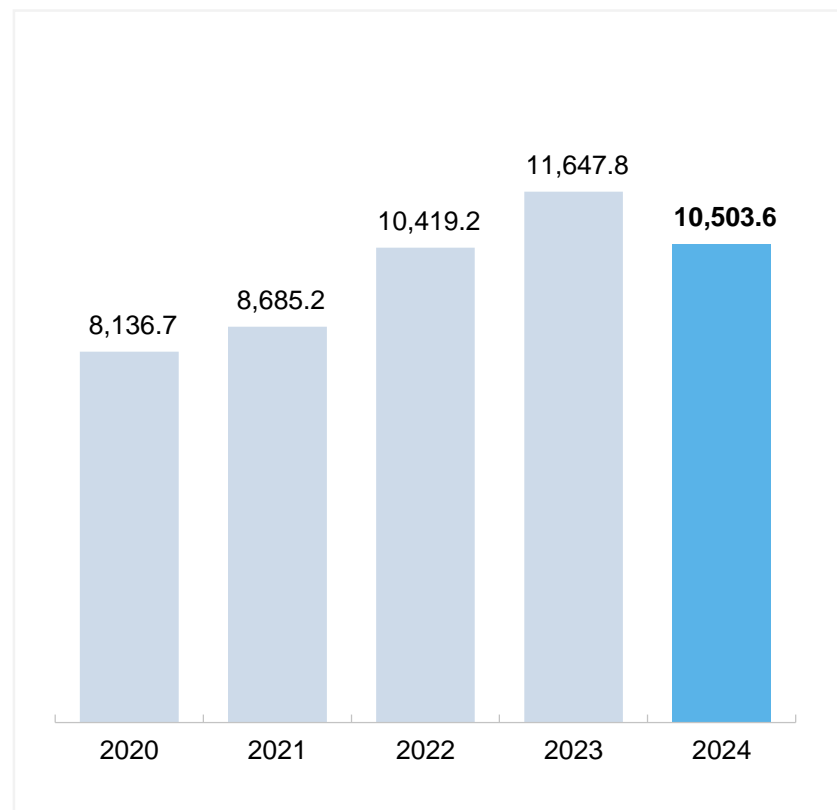
2024 Achievement rate **101.0%**

(Unit : KRW bn)

**2024 Achievement**



**Sales Revenue by year**

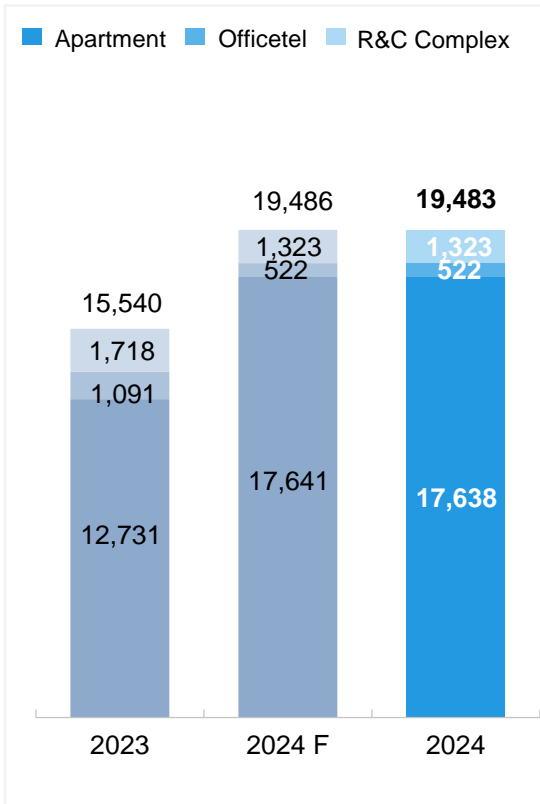


# Housing Pre-Sale

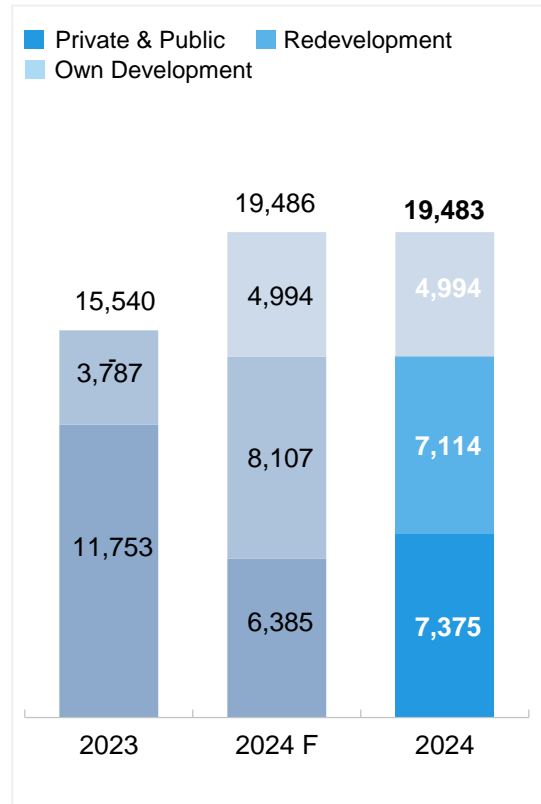
2024 Achievement rate **100%**

(Unit : Household)

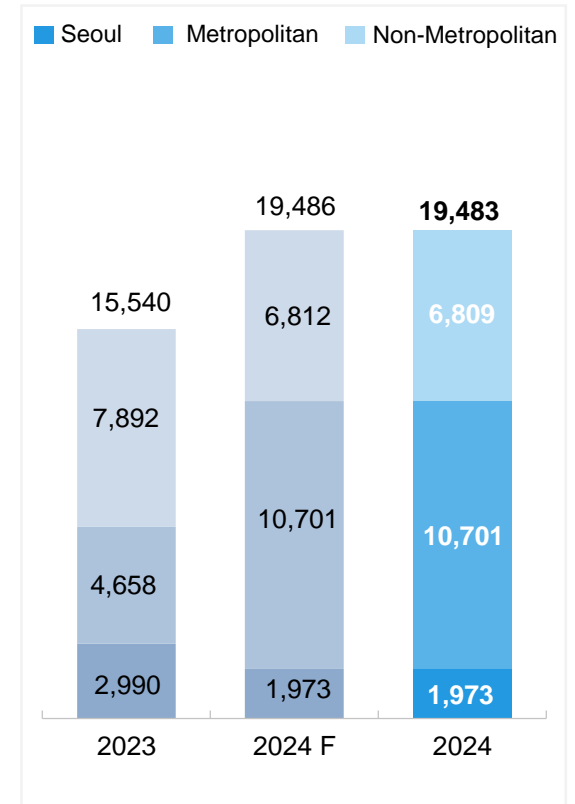
### Breakdown by Housing Type



### Breakdown by Supply Type



### Breakdown by Region



## 2024 Housing Pre-sale Performance

Term	PJ Name	Unit	Location	Term	PJ Name	Unit	Location
Q1	Songnae Stn Prugio Centbien	1,045	Gyeonggi	Q3	Yongin Prugio One Cluster	1,681	Gyeonggi
	Pyeongtaek Prugio Centerfine	851	Gyeonggi		Prugio Radieuse Park	1,637	Seoul
	Baekwoon Lake Prugio	325	Gyeonggi		Doan Prugio The Adel (29BL, 31BL)	1,134	Daejeon
	Etc.	357	-		Samsung Stn Heristone(Union)	921	Gyeonggi
Q2	Geumjeong Stn Prugio Grand Bleu	1,072	Gyeonggi	Etc.	336	-	
	Blanc Summit 74	998	Busan	Q4	Tangjeong Prugio Center Park(C1BL)	1,416	Chungcheong
	Wonju Prugio The Central	901	Gangwon		Yangju Stn Prugio Centerpark	1,172	Gyeonggi
	Samsung Stn Heristone	823	Gyeonggi		Braincity Prugio	995	Gyeonggi
	Etc.	522	-		Inha Univ Stn Prugio Edufore	764	Incheon
			Etc.		2,533	-	
<b>Total</b>						<b>19,483</b>	

## 2025 Housing Pre-sale Plan

Term	PJ Name	Unit	Location	Term	PJ Name	Unit	Location
Q1	Hanam Gyosan A-2BL	569	Gyeonggi	Q3	Junpo-dong Multipurpose building	924	Busan
	Doan Prugio The Adel (29BL, 31BL)	380	Daejeon		Mangpo Station Area Development	461	Gyeonggi
	Blanc Summit 74 (Officetel)	276	Busan		Yeongdeungpo 1-13BL Urban Environment Improvement	330	Seoul
Q2	Yongin Prugio One-Cluster (2,3)	2,043	Gyeonggi	Q4	Cheongju Mipyong Apartment	1,351	Chungcheong
	Cheongna B1BL Officetel	1,056	Incheon		Sillim 2BL Redevelopment	743	Seoul
	Busan Anrak1 District Reconstruction(Union)	993	Busan		Unjeong 3 District A-8BL	552	Gyeonggi
	Uijeongbu Substation Housing	935	Gyeonggi		Busan Anrak 1 District Reconstruction	488	Busan
	Hwasung Dongtan2 A76-2BL	777	Gyeonggi				
	Inha Univ Stn Prugio Edufore(Union)	736	Incheon				
	Etc.	3,808	-	<b>Total</b>		<b>16,422</b>	



# — 2025 Business Plan —

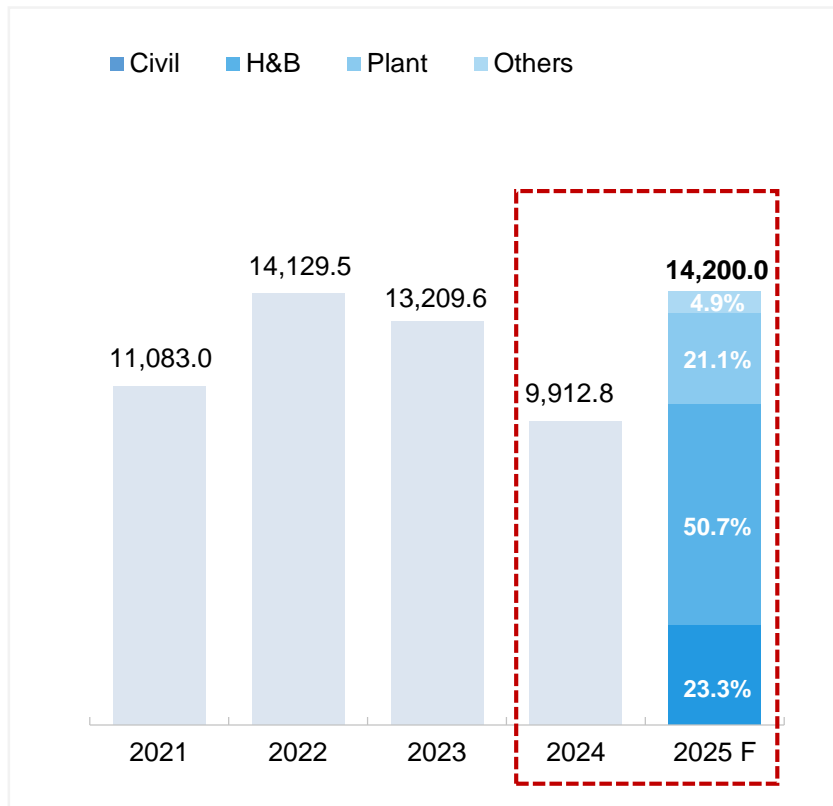
---

# New orders & Sales Revenue Plan

In 2025, New orders aim to achieve 14.2 trillion won  
 Sales aim to achieve 8.4 trillion won

(Unit : KRW bn)

## New orders



## Sales

